

RIVIERA INDEPENDENT SCHOOL DISTRICT

ANNUAL FINANCIAL AND COMPLIANCE REPORT

FOR THE YEAR ENDED AUGUST 31, 2017

This page left intentionally blank.

RIVIERA INDEPENDENT SCHOOL DISTRICT
ANNUAL FINANCIAL AND COMPLIANCE REPORT
FOR THE YEAR ENDED AUGUST 31, 2017

TABLE OF CONTENTS

	<u>Page</u>	<u>Exhibit</u>
Certificate of Board	1	
<u>Independent Auditor's Report:</u>		
Unmodified Opinion on Basic Financial Statements Accompanied by Required Supplementary Information and Other Supplementary Information	2	
Management's Discussion and Analysis	4	
<u>Basic Financial Statements:</u>		
Government-Wide Financial Statements:		
Statement of Net Position	10	A-1
Statement of Activities	11	B-1
Governmental Fund Financial Statements:		
Balance Sheet-Governmental Funds	12	C-1
Reconciliation of the Governmental Funds Balance Sheet to the Statement of Net Position	13	C-2
Statement of Revenues, Expenditures, and Changes in Fund Balance-Governmental Funds	14	C-3
Reconciliation of the Governmental Funds Statement of Revenues, Expenditures, and Changes in Fund Balances to the Statement of Activities	15	C-4
Proprietary Fund Financial Statements:		
Statement of Net Position-Proprietary Funds	16	D-1
Statement of Revenues, Expenses, and Changes in Fund Net Position- Proprietary Funds	17	D-2
Statement of Cash Flows-Proprietary Funds	18	D-3
Fiduciary Fund Financial Statements:		
Statement of Fiduciary Net Position-Fiduciary Funds	19	E-1
Notes to the Financial Statements	20	
<u>Required Supplementary Information:</u>		
Budgetary Comparison Schedule-General Fund	36	G-1
Schedule of District's Proportionate Share of the Net Pension Liability (TRS)	37	G-2
Schedule of District Contributions to TRS	38	G-3
Notes to Required Supplementary Information	39	
<u>Combining Schedules:</u>		
Combining Balance Sheet-Nonmajor Governmental Funds	41	H-1
Combining Statement of Revenues, Expenditures, and Changes in Fund Balances-Nonmajor Governmental Funds	43	H-2
Statement of Changes in Assets and Liabilities - Agency Fund	45	H-9
<u>Required TEA Schedules:</u>		
Schedule of Delinquent Taxes Receivable	47	J-1
Budgetary Comparison Schedule-Child Nutrition Program	49	J-4
<u>Overall Compliance and Internal Controls Section:</u>		
Report on Internal Control Over Financial Reporting and on Compliance and Other Matters Based on an Audit of Financial Statements Performed in Accordance with <i>Government Auditing Standards</i>	51	
Summary Schedule of Prior Audit Findings	52	
Schedule of Findings and Questioned Costs	53	
Corrective Action Plan	54	

This page left intentionally blank.

CERTIFICATE OF BOARD

Riviera Independent School District
Name of School District

Kleberg
County

137-903
Co.-Dist. Number

We, the undersigned, certify that the attached auditor's reports of the above named school district were reviewed and ___approved
- ___disapproved for the year ended August 31, 2017, at a meeting of the board of school trustees of such school district on the
___ day of _____, 2018.

Signature of Board Secretary

Signature of Board President

If the auditor's reports were checked above as disapproved, the reason(s) therefore is/are (attach list if necessary):

This page left intentionally blank.

Independent Auditor's Report

UNMODIFIED OPINION ON BASIC FINANCIAL STATEMENTS ACCOMPANIED BY REQUIRED SUPPLEMENTARY INFORMATION AND OTHER INFORMATION

Board of Trustees
Riviera Independent School District
203 Seahawk Drive
Riviera, Texas 78379

Report on the Financial Statements

I have audited the accompanying financial statements of the governmental activities, the business-type activities, the aggregate discretely presented component units, each major fund, and the aggregate remaining fund information for Riviera Independent School District (the "District") as of and for the year ended August 31, 2017, and the related notes to the financial statements, which collectively comprise the District's basic financial statements as listed in the table of contents.

Management's Responsibility for the Financial Statements

Management is responsible for the preparation and fair presentation of these financial statements in accordance with accounting principles generally accepted in the United States of America. This includes the design, implementation, and maintenance of internal control relevant to the preparation and fair presentation of financial statements that are free from material misstatement, whether due to fraud or error.

Auditor's Responsibility

My responsibility is to express an opinion on these financial statements based on my audit. I conducted my audit in accordance with auditing standards generally accepted in the United States of America and the standards applicable to financial audits contained in *Government Auditing Standards* issued by the Comptroller General of the United States. Those standards require that I plan and perform the audit to obtain reasonable assurance about whether the financial statements are free of material misstatement. An audit involves performing procedures to obtain audit evidence about the amounts and disclosures in the financial statements. The procedures selected depend on the auditor's judgment, including the assessment of the risks of material misstatement of the financial statements, whether due to fraud or error. In making those risk assessments, the auditor considers internal control relevant to the entity's preparation and fair presentation of the financial statements in order to design audit procedures that are appropriate in the circumstances. An audit also includes evaluating the appropriateness of accounting policies used and the reasonableness of significant accounting estimates made by management, as well as evaluating the overall presentation of the financial statements. I believe that the audit evidence I have obtained is sufficient and appropriate to provide a basis for my audit opinions.

Opinions

In my opinion, the financial statements referred to above present fairly, in all material respects, the respective financial position of the governmental activities, the business-type activities, the aggregate discretely presented component units, each major fund, and the aggregate remaining fund information of Riviera Independent School District as of August 31, 2017, and the respective changes in financial position and, where applicable, cash flows thereof for the year then ended in accordance with account principles generally accepted in the United States of America.

Other Matters

Required Supplementary Information

Accounting principles generally accepted in the United States of America require that the Management's Discussion and Analysis, the Budgetary Comparison Schedule for the General Fund, Schedule of District's Proportionate Share of the Net Pension Liability (TRS) and Schedule of District Contributions to TRS as listed in the table of contents be presented to supplement the basic financial statements. Such information, although not a part of the basic financial statements, is required by the Governmental Accounting Standards Board who considers it to be an essential part of financial reporting for placing the basic financial statements in an appropriate operational, economic, or historical context. I have applied certain limited procedure to the required supplementary information in accordance with auditing standards generally accepted in the United States of America, which consisted of inquiries of management about the methods of preparing the information and comparing the information for consistency with management's responses to my inquiries, the basic financial statements, and other knowledge I obtained during my audit of the basic financial statements. I do not express an opinion or provide any assurance on the information because the limited procedures do not provide me with sufficient evidence to express an opinion or provide any assurance.

Other Information

My audit was made for the purpose of forming an opinion on the financial statements that collectively comprise the District's basic financial statements. The combining and individual nonmajor fund financial statements and the TEA required schedules listed in the table of contents are presented for purposes of additional analysis and are not a required part of the basic financial statements. The combining and individual nonmajor fund financial statements and the TEA required schedules are the responsibility of management and were derived from and relate directly to the underlying accounting and other records used to prepare the basic financial statements. Such information has been subjected to the auditing procedures applied in the audit of the basic financial statements and certain additional procedures, including comparing and reconciling such information directly to the underlying accounting and other records used to prepare the basic financial statements or to the basic financial statements themselves, and other additional procedures in accordance with auditing standards generally accepted in the United States of America. In my opinion, the combining and individual nonmajor fund financial statements and the TEA required schedules are fairly stated, in all material respects, in relation to the basic financial statements as a whole. The combining and individual nonmajor fund financial statements and the TEA required schedules have not been subjected to the auditing procedures applied in the audit of the basic financial statements, and accordingly, I do not express an opinion or provide any assurance on them.

Other Reporting Required by Government Auditing Standards

In accordance with *Government Auditing Standards*, I have also issued my report dated January 16, 2018, on my consideration of the District's internal control over financial reporting and on my tests of its compliance with certain provisions of laws, regulations, contracts and grant agreements and other matters. The purpose of that report is to describe the scope of my testing of internal control over financial reporting and compliance and the results of that testing, and not to provide an opinion on internal control over financial reporting or on compliance. That report is an integral part of an audit performed in accordance with *Government Auditing Standards* in considering the District's internal control over financial reporting and compliance.

Cameron L. Gulley
Certified Public Accountant

January 16, 2018

Riviera I. S. D.

203 Seahawk Drive Riviera, TX 78379-3500
Phone 361-296-3101 Fax 361-296-3108

Kaufer High School
361-296-3607

De La Paz Middle School
361-296-3610

Nanny Elementary
361-296-3603

MANAGEMENT'S DISCUSSION AND ANALYSIS

In this section of the Annual Financial and Compliance Report, we, the managers of Riviera Independent School District, discuss and analyze the District's financial performance for the fiscal year ended August 31, 2017. Please read it in conjunction with the independent auditor's report on page 2 and the District's Basic Financial Statements which begin on page 10.

USING THIS ANNUAL REPORT

This annual report consists of a series of financial statements. The government-wide financial statements include the Statement of Net Position and the Statement of Activities (on pages 10 - 11). These provide information about the activities of the District as a whole and present a longer-term view of the District's property and debt obligations and other financial matters. They reflect the flow of total economic resources in a manner similar to the financial reports of a business enterprise.

Fund financial statements (starting on page 12) report the District's operations in more detail than the government-wide statements by providing information about the District's most significant funds. For governmental activities, these statements tell how services were financed in the short term as well as what resources remain for future spending. They reflect the flow of current financial resources and supply the basis for tax levies and the appropriations budget. For proprietary activities, fund financial statements tell how goods or services of the District were sold to departments within the District or to external customers and how the sales revenues covered the expenses of the goods or services. The remaining statements, fiduciary statements, provide financial information about activities for which the District acts solely as a trustee or agent for the benefit of those outside of the District.

The notes to the financial statements (starting on page 20) provide narrative explanations or additional data needed for full disclosure in the government-wide statements or the fund financial statements.

The combining statements for nonmajor funds contain even more information about the District's individual funds. These are not required by TEA. The sections labeled TEA Required Schedules and Federal Awards Section contain data used by monitoring or regulatory agencies for assurance that the District is using funds supplied in compliance with the terms of grants.

Reporting the District as a Whole

The Statement of Net Position and the Statement of Activities

The analysis of the District's overall financial condition and operations begins on page 5. Its primary purpose is to show whether the District is better off or worse off as a result of the year's activities. The Statement of Net Position includes all the District's assets and liabilities at the end of the year while the Statement of Activities includes all the revenues and expenses generated by the District's operations during the year. These apply the accrual basis of accounting which is the basis used by private sector companies.

All of the current year's revenues and expenses are taken into account regardless of when cash is received or paid. The District's revenues are divided into those provided by outside parties who share the costs of some programs, such as grants provided by the U.S. Department of Education to assist children with disabilities or from disadvantaged backgrounds (program revenues), and revenues provided by the taxpayers or by TEA in equalization funding processes (general revenues). All the District's assets are reported whether they serve the current year or future years. Liabilities are considered regardless of whether they must be paid in the current or future years.

These two statements report the District's net position and changes in them. The District's net position (the difference between assets and liabilities) provide one measure of the District's financial health, or financial position. Over time, increases or decreases in the District's net position are one indicator of whether its financial health is improving or deteriorating. To fully assess the overall health of the District, however, you should consider nonfinancial factors as well, such as changes in the District's average daily attendance or its property tax base and the condition of the District's facilities.

In the Statement of Net Position and the Statement of Activities, we divide the District into one activity:

Governmental activities - All of the District's basic services are reported here, including the instruction, counseling, co-curricular activities, transportation, maintenance, community services, and general administration. Property taxes, tuition, fees, and state and federal grants finance most of these services.

Reporting the District's Most Significant

Fund Financial Statements

The fund financial statements begin on page 12 and provide detailed information about the most significant funds - not the District as a whole. Laws and contracts require the District to establish some funds, such as grants received under the No Child Left Behind Act from the U.S. Department of Education. The District's administration establishes many other funds to help it control and manage money for particular purposes (like campus activities). The District's one type of fund - governmental - uses the following accounting approach:

Governmental funds - All of the District's basic services are reported in governmental funds. These use the modified accrual accounting (a method that measures the receipt and disbursement of cash and all other financial assets that can be readily converted to cash) and report balances that are available for future spending. The governmental fund statements provide a detailed short-term view of the District's general operations and the basic services it provides. We describe the differences between governmental activities (reported in the Statement of Net Position and the Statement of Activities) and governmental funds in reconciliation schedules following each of the fund financial statements.

Proprietary funds - the District reports the activities for which it charges users (whether outside customers or other units of the District) in proprietary funds using the same accounting methods employed in the Statement of Net Position and the Statement of Activities. In fact, the District's enterprise funds (one category of proprietary funds) are the business-type activities reported in the government-wide statements but containing more detail and additional information, such as cash flows. The internal service funds (the other category of proprietary funds) report activities that provide supplies and services for the District's other programs and activities - such as the District's self-insurance program.

The District as Trustee

Reporting the District's Fiduciary Responsibilities

The District is the trustee, or fiduciary, for money raised by student activities. All of the District's fiduciary activities are reported in a separate Statements of Fiduciary Net Position on page 19. We exclude these resources from the District's other financial statements because the District cannot use these assets to finance its operations. The District is only responsible for ensuring that the assets reported in these funds are used for their intended purposes.

GOVERNMENT-WIDE FINANCIAL ANALYSIS

The following analyses of comparative balances and changes therein is inclusive of the current year's and prior year's operations. Our analysis focuses on the net position (Table I) and changes in net position (Table II) of the District's governmental and business-type activities.

Total net position of the District's governmental activities decreased from \$6,832,658 to \$6,185,073. Unrestricted net position - the part of net position that can be used to finance day-to-day operations without constraints established by debt covenants, enabling legislation, or other legal requirements - decreased from \$2,101,051 to \$1,687,807 due to net operating deficit for the year. Current and other assets decreased by \$154,050 due to depletion of cash balances. Capital assets decreased by \$234,341 due to depreciation expense in excess of asset additions. Long-term liabilities increased by \$30,616 due to TRS net pension obligations. Other liabilities increased by \$180,854 due to state overpayments. Deferred resource outflows and inflows related to TRS net pension liabilities decreased by \$64,016 and \$16,292, respectively.

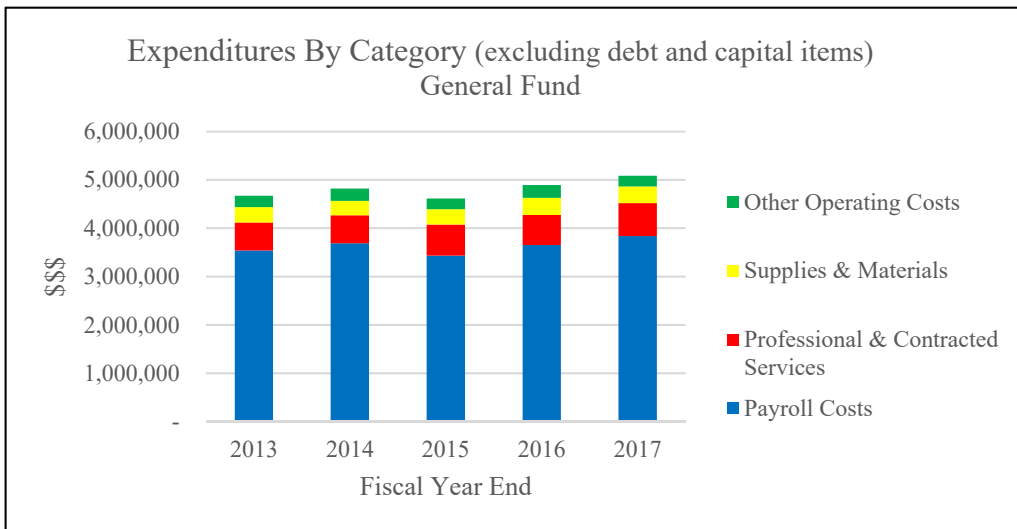
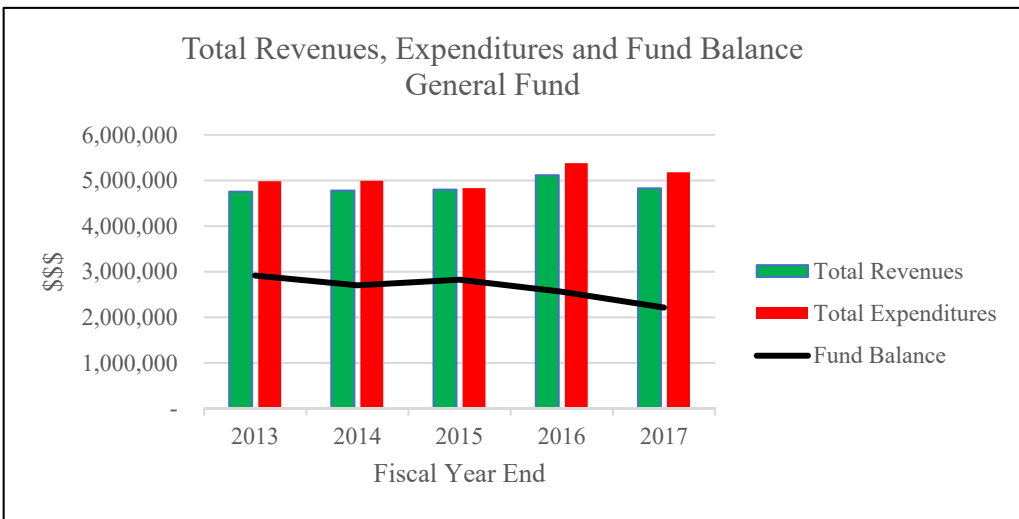
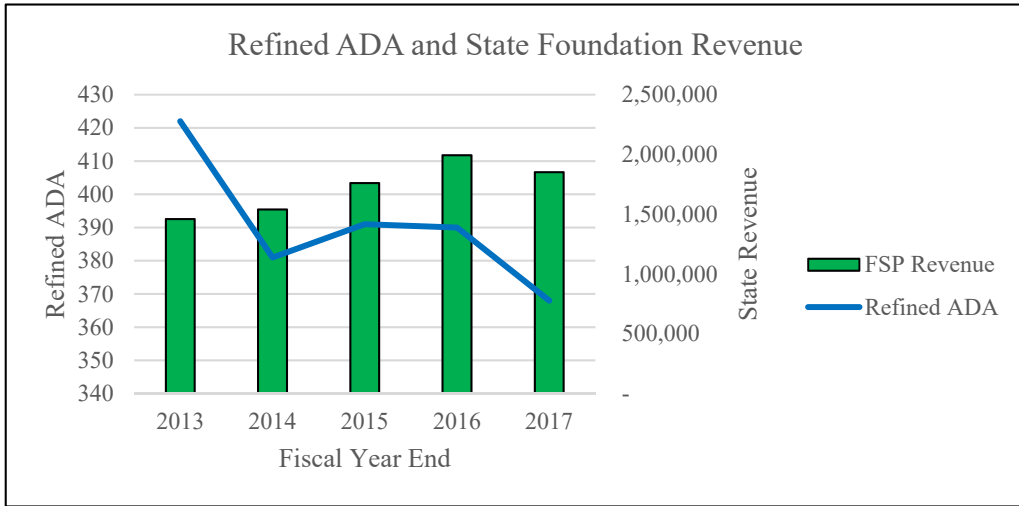
The District's total revenues were \$136,226 less than last year. Property tax revenue was \$215,496 more than last year due to a tax rate increase. State aid formula grants decreased by \$143,466 due to reduced enrollment. Charges for services were also down in part to enrollment decreases related to transfer tuition fee payments received from other districts. Operating grants and contributions were \$117,939 less due to state on-behalf revenues relative to TRS pension benefit expense and private donations received last year.

Total expenses were \$86,661 more than last year. Increases in instruction, student support services and general administration were related to payroll costs. Decreases in child nutrition were from food costs related to lower student enrollment and meals served for the year. Plant maintenance and data processing expenses were higher relative to increased spending on technology and facilities assessment fees.

Table I Net Position			
	Governmental Activities 2017	Governmental Activities 2016	Variance Increase/ (Decrease)
Current and other assets	\$ 2,911,585	\$ 3,065,635	\$ (154,050)
Capital assets	4,497,266	4,731,607	(234,341)
Deferred resource outflows for TRS	453,746	517,762	(64,016)
Total assets and deferred resource outflows	7,862,597	8,315,004	(452,407)
Long-term liabilities	1,108,291	1,077,675	30,616
Other liabilities	505,328	324,474	180,854
Deferred resource inflows for TRS	63,905	80,197	(16,292)
Total liabilities and deferred resource inflows	1,677,524	1,482,346	195,178
Net position:			
Net investment in capital assets	4,497,266	4,731,607	(234,341)
Unrestricted	1,687,807	2,101,051	(413,244)
Total net position	\$ 6,185,073	\$ 6,832,658	\$ (647,585)

Table II Changes in Net Position			
Revenues:			
Program Revenues:			
Charges for services	\$ 139,709	\$ 204,880	\$ (65,171)
Operating grants and contributions	670,338	788,277	(117,939)
General Revenues:			
Property taxes	2,558,278	2,342,782	215,496
State aid - formula grants	1,956,609	2,100,075	(143,466)
Other	11,106	36,252	(25,146)
Total Revenues	5,336,040	5,472,266	(136,226)
Expenses:			
Instruction, curriculum and media services	3,268,537	3,245,020	23,517
Instructional and school leadership	238,894	246,017	(7,123)
Student support services	410,595	402,607	7,988
Child nutrition	239,685	257,628	(17,943)
Extracurricular activities	325,096	331,790	(6,694)
General administration	433,756	420,353	13,403
Plant maintenance, security & data processing	1,014,610	941,957	72,653
Community service	0	2,994	(2,994)
Other intergovernmental charges	452,452	48,598	3,854
Total Expenses	5,983,625	5,896,964	86,661
Increase (Decrease) in Net Position	(647,585)	(424,698)	(222,887)
Net Position - beginning of year	6,832,658	7,257,356	(424,698)
Prior period adjustment	0	0	0
Net Position - end of year	\$ 6,185,073	\$ 6,832,658	\$ (647,585)

The following charts depict trend information for the past five years.



THE DISTRICT'S FUNDS

As the District completed the year, its governmental funds (as presented in the balance sheet on page 12) reported a combined fund balance of \$2,216,317 a decrease of \$344,977 in the District's Governmental Funds from last year's fund balance of \$2,561,294. The primary reasons for the net increase are similar to the narrative related to the tables above. The major exceptions are depreciation expense which is not charged to the governmental funds and the net effect relative to GASB 68 whose impact is only at the government-wide level financial statements. The specific variances in the changes in fund balance versus the change in net position are detailed out on Exhibit C-4 on the accompanying general purpose financial statements.

The Board of Trustees revised the District's budget only a few times during the year. The most significant budget amendments were in plant maintenance and operations and data processing for facilities needs assessment fees and technology improvements.

The District's General Fund balance of \$2,212,837 reported on pages 14 and 36 differs from the General Fund's budgetary fund balance of \$2,513,294 reported in the budgetary comparison schedule on page 36 due to revenues being significantly less than budgeted (primarily from a decline in enrollment).

CAPITAL ASSET AND DEBT ADMINISTRATION

Capital Assets

At the end of fiscal year 2017, the District had \$12,512,160 invested in a broad range of capital assets including facilities and equipment for instruction, transportation, athletics, administration, and maintenance. The following were asset additions for the year.

Asset additions:

Air conditioning replacements	\$ 12,920
Technology upgrades	57,144
Grooming mower	6,549
Total asset additions	<u>\$ 76,613</u>

Debt

None.

ECONOMIC FACTORS AND NEXT YEAR'S BUDGETS AND RATES

The District should continue to maintain its financial health. A budget adopted for 2017-18 reflected tax rates at \$1.17 for maintenance and operations and improved property valuations of approximately 9%. Revenues and expenditures were budgeted at approximately \$5.53 million for a break-even year. Therefore, the District expects that its fund balance will be maintained at approximately \$2.21 million at August 31, 2018.

CONTACTING THE DISTRICT'S FINANCIAL MANAGEMENT

This financial report is designed to provide our citizens, taxpayers, customers, and investors and creditors a general overview of the District's finances and to show the District's accountability for the money it receives. If you have any questions about this report or need additional financial information, contact the District's business office at: Riviera Independent School District, 203 Seahawk Drive, Riviera, Texas 78379.

This page left intentionally blank.

BASIC FINANCIAL STATEMENTS

This page left intentionally blank.

RIVIERA INDEPENDENT SCHOOL DISTRICT
STATEMENT OF NET POSITION
AUGUST 31, 2017

EXHIBIT A-1

Data Control Codes	Primary Government
	Governmental Activities
ASSETS	
1110 Cash and Cash Equivalents	\$ 2,575,067
1220 Property Taxes Receivable (Delinquent)	249,163
1230 Allowance for Uncollectible Taxes	(123,295)
1240 Due from Other Governments	142,845
1490 Other Current Assets	67,805
Capital Assets:	
1510 Land	405,607
1520 Buildings, Net	3,336,154
1530 Furniture and Equipment, Net	424,264
1590 Infrastructure, Net	331,241
1000 Total Assets	7,408,851
DEFERRED OUTFLOWS OF RESOURCES	
1705 Deferred Outflow Related to TRS	453,746
1700 Total Deferred Outflows of Resources	453,746
LIABILITIES	
2110 Accounts Payable	43,301
2160 Accrued Wages Payable	240,145
2180 Due to Other Governments	215,999
2200 Accrued Expenses	5,883
Noncurrent Liabilities	
2540 Net Pension Liability (District's Share)	1,108,291
2000 Total Liabilities	1,613,619
DEFERRED INFLOWS OF RESOURCES	
2605 Deferred Inflow Related to TRS	63,905
2600 Total Deferred Inflows of Resources	63,905
NET POSITION	
3200 Net Investment in Capital Assets	4,497,266
3900 Unrestricted	1,687,807
3000 Total Net Position	\$ 6,185,073

The notes to the financial statements are an integral part of this statement.

RIVIERA INDEPENDENT SCHOOL DISTRICT
STATEMENT OF ACTIVITIES
FOR THE YEAR ENDED AUGUST 31, 2017

EXHIBIT B-1

Data Control Codes	1	Program Revenues		6
Codes	Expenses	3 Charges for Services	4 Operating Grants and Contributions	Net (Expense) Revenue and Changes in Net Position Primary Gov. Governmental Activities
Primary Government:				
GOVERNMENTAL ACTIVITIES:				
11 Instruction	\$ 3,177,625	\$ 105,867	\$ 418,312	\$ (2,653,446)
12 Instructional Resources and Media Services	69,809	-	2,100	(67,709)
13 Curriculum and Staff Development	21,103	-	-	(21,103)
21 Instructional Leadership	655	-	-	(655)
23 School Leadership	238,239	-	15,507	(222,732)
31 Guidance, Counseling and Evaluation Services	137,149	-	7,157	(129,992)
33 Health Services	56,625	-	3,444	(53,181)
34 Student (Pupil) Transportation	216,821	-	6,960	(209,861)
35 Food Services	239,685	28,722	164,219	(46,744)
36 Extracurricular Activities	325,096	5,120	8,734	(311,242)
41 General Administration	433,756	-	22,876	(410,880)
51 Facilities Maintenance and Operations	837,919	-	16,016	(821,903)
52 Security and Monitoring Services	2,042	-	-	(2,042)
53 Data Processing Services	174,649	-	5,013	(169,636)
99 Other Intergovernmental Charges	52,452	-	-	(52,452)
[TP] TOTAL PRIMARY GOVERNMENT:	<u>\$ 5,983,625</u>	<u>\$ 139,709</u>	<u>\$ 670,338</u>	<u>\$ (5,173,578)</u>

Data Control Codes	General Revenues:	
	Taxes:	
MT	Property Taxes, Levied for General Purposes	2,558,278
SF	State Aid - Formula Grants	1,956,609
IE	Investment Earnings	7,815
MI	Miscellaneous Local and Intermediate Revenue	3,291
TR	Total General Revenues	<u>4,525,993</u>
CN	Change in Net Position	(647,585)
NB	Net Position - Beginning	<u>6,832,658</u>
NE	Net Position--Ending	<u>\$ 6,185,073</u>

The notes to the financial statements are an integral part of this statement.

RIVIERA INDEPENDENT SCHOOL DISTRICT
BALANCE SHEET
GOVERNMENTAL FUNDS
AUGUST 31, 2017

Data Control Codes	10 General Fund	Other Funds	Total Governmental Funds
ASSETS			
1110 Cash and Cash Equivalents	\$ 2,485,876	\$ 10,720	\$ 2,496,596
1220 Property Taxes - Delinquent	249,163	-	249,163
1230 Allowance for Uncollectible Taxes (Credit)	(123,295)	-	(123,295)
1240 Receivables from Other Governments	57,686	85,159	142,845
1260 Due from Other Funds	67,710	-	67,710
1490 Other Current Assets	67,805	-	67,805
1000 Total Assets	<u>\$ 2,804,945</u>	<u>\$ 95,879</u>	<u>\$ 2,900,824</u>
LIABILITIES			
2110 Accounts Payable	\$ 28,902	\$ -	\$ 28,902
2160 Accrued Wages Payable	217,069	23,076	240,145
2170 Due to Other Funds	-	67,710	67,710
2180 Due to Other Governments	215,999	-	215,999
2200 Accrued Expenditures	4,270	1,613	5,883
2000 Total Liabilities	<u>466,240</u>	<u>92,399</u>	<u>558,639</u>
DEFERRED INFLOWS OF RESOURCES			
2601 Unavailable Revenue - Property Taxes	125,868	-	125,868
2600 Total Deferred Inflows of Resources	<u>125,868</u>	<u>-</u>	<u>125,868</u>
FUND BALANCES			
Nonspendable Fund Balance:			
3430 Prepaid Items	67,805	-	67,805
Committed Fund Balance:			
3510 Construction	798,017	-	798,017
3600 Unassigned Fund Balance	1,347,015	3,480	1,350,495
3000 Total Fund Balances	<u>2,212,837</u>	<u>3,480</u>	<u>2,216,317</u>
4000 Total Liabilities, Deferred Inflows & Fund Balances	<u>\$ 2,804,945</u>	<u>\$ 95,879</u>	<u>\$ 2,900,824</u>

The notes to the financial statements are an integral part of this statement.

RIVIERA INDEPENDENT SCHOOL DISTRICT
RECONCILIATION OF THE GOVERNMENTAL FUNDS BALANCE SHEET TO THE
STATEMENT OF NET POSITION
AUGUST 31, 2017

Total Fund Balances - Governmental Funds	\$	2,216,317
1 The District uses internal service funds to charge the costs of certain activities, such as self-insurance and printing, to appropriate functions in other funds. The assets and liabilities of the internal service funds are included in governmental activities in the statement of net position. The net effect of this consolidation is to increase net position.		64,072
2 Capital assets used in governmental activities are not financial resources and therefore are not reported in governmental funds. At the beginning of the year, the cost of these assets was \$12,435,547 and the accumulated depreciation was (\$7,703,940). The net effect of including the beginning balances for capital assets (net of depreciation) in the governmental activities is to increase net position.		4,731,607
3 Current year capital outlays are expenditures in the fund financial statements, but they should be shown as increases in capital assets in the government-wide financial statements. The net effect of including the capital outlays is to increase net position.		76,613
4 Included in the items related to debt is the recognition of the District's proportionate share of the net pension liability required by GASB 68. The net position related to TRS included a deferred resource outflow in the amount of \$453,746, a deferred resource inflow in the amount of \$63,905 and a net pension liability in the amount of \$1,108,291. This resulted in a decrease in net position.		(718,450)
5 Depreciation expense increases accumulated depreciation. The net effect of the current year's depreciation is to decrease net position.		(310,954)
6 Various other reclassifications and eliminations are necessary to convert from the modified accrual basis of accounting to accrual basis of accounting. These include recognizing unavailable revenue from property taxes as revenue. The net effect of these reclassifications and recognitions is to increase net position.		125,868
19 Net Position of Governmental Activities	\$	6,185,073

The notes to the financial statements are an integral part of this statement.

RIVIERA INDEPENDENT SCHOOL DISTRICT
STATEMENT OF REVENUES, EXPENDITURES, AND CHANGES IN FUND BALANCE
GOVERNMENTAL FUNDS
FOR THE YEAR ENDED AUGUST 31, 2017

Data Control Codes	10 General Fund	Other Funds	Total Governmental Funds	
REVENUES:				
5700	Total Local and Intermediate Sources	\$ 2,644,571	\$ 35,979	\$ 2,680,550
5800	State Program Revenues	2,166,400	39,215	2,205,615
5900	Federal Program Revenues	17,182	368,018	385,200
5020	Total Revenues	<u>4,828,153</u>	<u>443,212</u>	<u>5,271,365</u>
EXPENDITURES:				
Current:				
0011	Instruction	2,730,388	246,973	2,977,361
0012	Instructional Resources and Media Services	67,034	-	67,034
0013	Curriculum and Instructional Staff Development	20,453	-	20,453
0021	Instructional Leadership	635	-	635
0023	School Leadership	225,348	-	225,348
0031	Guidance, Counseling and Evaluation Services	129,347	-	129,347
0033	Health Services	53,347	-	53,347
0034	Student (Pupil) Transportation	165,815	-	165,815
0035	Food Services	-	209,021	209,021
0036	Extracurricular Activities	269,717	-	269,717
0041	General Administration	407,704	-	407,704
0051	Facilities Maintenance and Operations	816,736	-	816,736
0052	Security and Monitoring Services	2,042	-	2,042
0053	Data Processing Services	219,330	-	219,330
Intergovernmental:				
0099	Other Intergovernmental Charges	52,452	-	52,452
6030	Total Expenditures	<u>5,160,348</u>	<u>455,994</u>	<u>5,616,342</u>
1100	Excess (Deficiency) of Revenues Over (Under) Expenditures	<u>(332,195)</u>	<u>(12,782)</u>	<u>(344,977)</u>
OTHER FINANCING SOURCES (USES):				
7915	Transfers In	-	16,262	16,262
8911	Transfers Out (Use)	(16,262)	-	(16,262)
7080	Total Other Financing Sources (Uses)	<u>(16,262)</u>	<u>16,262</u>	<u>-</u>
1200	Net Change in Fund Balances	(348,457)	3,480	(344,977)
0100	Fund Balance - September 1 (Beginning)	<u>2,561,294</u>	<u>-</u>	<u>2,561,294</u>
3000	Fund Balance - August 31 (Ending)	<u>\$ 2,212,837</u>	<u>\$ 3,480</u>	<u>\$ 2,216,317</u>

The notes to the financial statements are an integral part of this statement.

RIVIERA INDEPENDENT SCHOOL DISTRICT
 RECONCILIATION OF THE GOVERNMENTAL FUNDS STATEMENT OF REVENUES, EXPENDITURES,
 AND CHANGES IN FUND BALANCES TO THE STATEMENT OF ACTIVITIES
 FOR THE YEAR ENDED AUGUST 31, 2017

Total Net Change in Fund Balances - Governmental Funds	\$	(344,977)
The District uses internal service funds to charge the costs of certain activities, such as self-insurance and printing, to appropriate functions in other funds. The net income (loss) of internal service funds are reported with governmental activities. The net effect of this consolidation is to decrease net position.		(18,334)
Current year capital outlays are expenditures in the fund financial statements, but they should be shown as increases in capital assets in the government-wide financial statements. The net effect of removing the capital outlays is to increase net position.		76,613
Depreciation is not recognized as an expense in governmental funds since it does not require the use of current financial resources. The net effect of the current year's depreciation is to decrease net position.		(310,954)
Various other reclassifications and eliminations are necessary to convert from the modified accrual basis of accounting to accrual basis of accounting. These include recognizing unavailable revenue from property taxes as revenue and adjusting current year revenue to show the revenue earned from the current year's tax levy. The net effect of these reclassifications and recognitions is to increase net position.		28,407
GASB 68 required that certain plan expenditures be de-expended and recorded as deferred resource outflows. These contributions made after the measurement date of the plan caused the change in ending net position to increase by \$98,479. Contributions made before the measurement date and during the previous fiscal year were also expended and recorded as a reduction in net pension liability. This caused a decrease in net position totaling \$93,185. Finally, the proportionate share of the TRS pension expense on the plan as a whole had to be recorded. The net pension expense decreased the change in net position by \$83,634. The net result is a decrease in the change in net position.		(78,340)
Change in Net Position of Governmental Activities	<u>\$</u>	<u>(647,585)</u>

The notes to the financial statements are an integral part of this statement.

RIVIERA INDEPENDENT SCHOOL DISTRICT
STATEMENT OF NET POSITION
PROPRIETARY FUNDS
AUGUST 31, 2017

	Governmental Activities -
	Internal Service Fund
ASSETS	
Current Assets:	
Cash and Cash Equivalents	\$ 78,471
Total Assets	78,471
LIABILITIES	
Current Liabilities:	
Accounts Payable	14,399
Total Liabilities	14,399
NET POSITION	
Unrestricted Net Position	64,072
Total Net Position	\$ 64,072

The notes to the financial statements are an integral part of this statement.

RIVIERA INDEPENDENT SCHOOL DISTRICT
 STATEMENT OF REVENUES, EXPENSES, AND CHANGES IN FUND NET POSITION
 PROPRIETARY FUNDS
 FOR THE YEAR ENDED AUGUST 31, 2017

	Governmental Activities -
	Internal Service Fund
OPERATING EXPENSES:	
Other Operating Costs	\$ 18,470
Total Operating Expenses	18,470
Operating Income (Loss)	(18,470)
NONOPERATING REVENUES (EXPENSES):	
Earnings from Temporary Deposits & Investments	136
Total Nonoperating Revenues (Expenses)	136
Change in Net Position	(18,334)
Total Net Position - September 1 (Beginning)	82,406
Total Net Position - August 31 (Ending)	\$ 64,072

The notes to the financial statements are an integral part of this statement.

RIVIERA INDEPENDENT SCHOOL DISTRICT
STATEMENT OF CASH FLOWS
PROPRIETARY FUNDS
FOR THE YEAR ENDED AUGUST 31, 2017

	Governmental Activities -
	Internal Service Fund
<u>Cash Flows from Operating Activities:</u>	
Cash Payments for Insurance Claims	\$ (17,966)
<u>Cash Flows from Investing Activities:</u>	
Interest and Dividends on Investments	136
Net Decrease in Cash and Cash Equivalents	(17,830)
Cash and Cash Equivalents at Beginning of Year	96,301
Cash and Cash Equivalents at End of Year	\$ 78,471
<u>Reconciliation of Operating Income (Loss) to Net Cash</u>	
<u>Used for Operating Activities:</u>	
Operating Income (Loss):	\$ (18,470)
Effect of Increases and Decreases in Current Assets and Liabilities:	
Increase (decrease) in Accounts Payable	504
Net Cash Used for Operating Activities	\$ (17,966)
<u>Reconciliation of Total Cash and Cash Equivalents:</u>	
Cash and Cash Equivalents on Balance Sheet	\$ 78,471
Pooled Cash and Cash Equivalents on Balance Sheet	-
Total Cash and Cash Equivalents	\$ 78,471

The notes to the financial statements are an integral part of this statement.

RIVIERA INDEPENDENT SCHOOL DISTRICT
STATEMENT OF FIDUCIARY NET POSITION
FIDUCIARY FUNDS
AUGUST 31, 2017

	Agency Funds
<hr/>	
ASSETS	
Cash and Cash Equivalents	\$ 69,349
Total Assets	<u>\$ 69,349</u>
LIABILITIES	
Accounts Payable	\$ 500
Due to Student Groups	68,849
Total Liabilities	<u>\$ 69,349</u>

The notes to the financial statements are an integral part of this statement.

RIVIERA INDEPENDENT SCHOOL DISTRICT
NOTES TO THE FINANCIAL STATEMENTS
AT AND FOR THE YEAR ENDED AUGUST 31, 2017

I. SUMMARY OF SIGNIFICANT ACCOUNTING POLICIES

Riviera Independent School District (the "District") is a public educational agency operating under the applicable laws and regulations of the State of Texas. It is governed by a seven member Board of Trustees (the "Board") elected by registered voters of the District. The District prepares its basic financial statements in conformity with generally accepted accounting principles (GAAP) promulgated by the Governmental Accounting Standards Board (GASB) and other authoritative sources identified in **GASB Statement No. 76**, and it complies with the requirements of the appropriate version of Texas Education Agency's *Financial Accountability System Resource Guide* (the "Resource Guide") and the requirements of contracts and grants of agencies from which it receives funds.

Pensions. The fiduciary net position of the Teacher Retirement System of Texas (TRS) has been determined using the flow of economic resources measurement focus and full accrual basis of accounting. This includes for purposes of measuring the net pension liability, deferred outflows of resources and deferred inflows of resources related to pensions, pension expense, and information about assets, liabilities and additions to/deductions from TRS's fiduciary net position. Benefit payments (including refunds of employee contributions) are recognized when due and payable in accordance with the benefit terms. Investments are reported at fair value.

The District applied Governmental Accounting Standards Board ("GASB") Statement No. 72, Fair Value Measurement and Application. GASB Statement No. 72 provides guidance for determining a fair value measurement for reporting purposes and applying fair value to certain investments and disclosures related to all fair value measurements.

A. REPORTING ENTITY

The Board of Trustees (the "Board") is elected by the public and it has the authority to make decisions, appoint administrators and managers, and significantly influence operations. It also has the primary accountability for fiscal matters. Therefore, the District is a financial reporting entity as defined by the Governmental Accounting Standards Board ("GASB") in its Statement No. 14, "The Financial Reporting Entity." There are no component units included within the reporting entity.

B. GOVERNMENT-WIDE AND FUND FINANCIAL STATEMENTS

The Statement of Net Position and the Statement of Activities are government-wide financial statements. They report information on all of the District's nonfiduciary activities with most of the interfund activities removed. *Governmental activities* include programs supported primarily by taxes, State foundation funds, grants and other intergovernmental revenues. *Business-type activities* include operations that rely to a significant extent on fees and charges for support.

The Statement of Activities demonstrates how other people or entities that participate in programs the District operates have shared in the payment of the direct costs. The "charges for services" column includes payments made by parties that purchase, use, or directly benefit from goods or services provided by a given function or segment of the District. Examples include tuition paid by students not residing in the district, school lunch charges, etc. The "grants and contributions" column includes amounts paid by organizations outside the District to help meet the operational or capital requirements of a given function. Examples include grants under the Elementary and Secondary Education Act. If a revenue is not a program revenue, it is a general revenue used to support all of the District's functions. Taxes are always general revenues.

Interfund activities between governmental funds appear as due to/due froms on the Governmental Fund Balance Sheet and as other resources and other uses on the governmental fund Statement of Revenues, Expenditures and Changes in Fund Balance. All interfund transactions between governmental funds are eliminated on the government-wide statements. Interfund activities between governmental funds and fiduciary funds remain as due to/due froms on the government-wide Statement of Activities.

The fund financial statements provide reports on the financial condition and results of operations for three fund categories - governmental, proprietary, and fiduciary. Since the resources in the fiduciary funds cannot be used for District operations, they are not included in the government-wide statements. The District considers some governmental funds major and reports their financial condition and results of operations in a separate column.

Proprietary funds distinguish operating revenues and expenses from nonoperating items. Operating revenues result from providing goods and services in connection with a proprietary fund's principal ongoing operations; they usually come from exchange or exchange-like transactions. All other revenues are nonoperating. Operating expenses can be tied specifically to the production of the goods and services, such as materials and labor and direct overhead. Other expenses are nonoperating.

C. MEASUREMENT FOCUS, BASIS OF ACCOUNTING, AND FINANCIAL STATEMENT PRESENTATION

The government-wide financial statements use the economic resources measurement focus and the accrual basis of accounting. Revenues are recorded when earned and expenses are recorded when a liability is incurred, regardless of the timing of the related cash flows. Property taxes are recognized as revenues in the year for which they are levied. Grants and similar items are recognized as revenue as soon as all eligibility requirements imposed by the provider have been met.

Governmental fund financial statements use the current financial resources measurement focus and the modified accrual basis of accounting. With this measurement focus, only current assets, current liabilities and fund balances are included on the balance sheet. Operating statements of these funds present net increases and decreases in current assets (i.e., revenues and other financing sources and expenditures and other financing uses).

The modified accrual basis of accounting recognizes revenues in the accounting period in which they become both measurable and available, and it recognizes expenditures in the accounting period in which the fund liability is incurred, if measurable, except for unmatured interest and principal on long-term debt, which is recognized when due. The expenditures related to certain compensated absences and claims and judgments are recognized when the obligations are expected to be liquidated with expendable available financial resources.

Revenues from local sources consist primarily of property taxes. Property tax revenues and revenues received from the State are recognized under the "susceptible to accrual" concept, that is, when they are both measurable and available. Miscellaneous revenues are recorded as revenue when received in cash because they are generally not measurable until actually received. Investment earnings are recorded as earned, since they are both measurable and available.

Grant funds are considered to be earned to the extent of expenditures made under the provisions of the grant. Accordingly, when such funds are received, they are recorded as unearned revenues until related and authorized expenditures have been made. If balances have not been expended by the end of the project period, grantors some times require the District to refund all or part of the unused amount.

The Proprietary Fund Types and Fiduciary Funds are accounted for on a flow of economic resources measurement focus and utilize the accrual basis of accounting. This basis of accounting recognizes revenues in the accounting period in which they are earned and become measurable and expenses in the accounting period in which they are incurred and become measurable. The District applies all GASB pronouncements as well as the Financial Accounting Standards Board pronouncements issued on or before November 30, 1989, unless these pronouncements conflict or contradict GASB pronouncements. With this measurement focus, all assets and all liabilities associated with the operation of these funds are included on the fund Statement of Net Position. The fund equity is segregated into invested in capital assets net of related debt, restricted net assets, and unrestricted net assets.

Agency Funds utilize the accrual basis of accounting but do not have a measurement focus as they report only assets and liabilities.

D. FUND ACCOUNTING

The District reports the following major governmental funds:

1. **The General Fund.** The general fund is the District's primary operating fund. It accounts for all financial resources except those required to be accounted for in another fund.

Additionally, the District reports the following fund type(s):

Governmental Funds:

2. **Special Revenue Funds.** The District accounts for resources restricted to, or designated for, specific purposes by the District or a grantor in a special revenue fund. Most Federal and some State financial assistance is accounted for in a Special Revenue Fund, and sometimes unused balances must be returned to the grantor at the close of specified project periods.

Proprietary Funds:

3. **Internal Service Funds** - Revenues and expenses related to services provided to organizations inside the District on a cost reimbursement basis are accounted for in an internal service fund. The District's internal service fund is the Worker's Comp fund.

Fiduciary Funds:

4. **Agency Funds** – The District accounts for resources held for others in a custodial capacity in agency funds. The District's Agency Funds are the “Riviera Student Activity Fund”, the “Brookshire Scholarship Fund” and the “Craig Kraatz Scholarship Fund.”

E. OTHER ACCOUNTING POLICIES

1. For purposes of the statement of cash flows for proprietary funds, the District considers highly liquid investments to be cash equivalents if they have a maturity of three months or less when purchased.
2. The District reports inventories of supplies at weighted average cost including consumable maintenance, instructional, office, athletic, and transportation items. Supplies are recorded as expenditures when they are consumed. Inventories of food commodities are recorded at market values supplied by the Texas Department of Human Services. Although commodities are received at no cost, their fair market value is supplied by the Texas Department of Human Services and recorded as inventory and unearned revenue when received. When requisitioned, inventory and unearned revenue are relieved, expenditures are charged, and revenue is recognized for an equal amount.
3. In the government-wide financial statements, and proprietary fund types in the fund financial statements, long-term debt and other long-term obligations are reported as liabilities in the applicable governmental activities, business-type activities, or proprietary fund type statement of net assets. Bond premiums and discounts are deferred and amortized over the life of the bonds using the effective interest method. Bonds payable are reported net of the applicable bond premium or discount.

In the fund financial statements, governmental fund types recognize bond premiums and discounts, as well as bond issuance costs, during the current period. The face amount of debt issued is reported as other financing sources. Premiums received on debt issuances are reported as other financing sources while discounts on debt issuances are reported as other financing uses. Issuance costs, whether or not withheld from the actual debt proceeds received, are reported as debt service expenditures.

4. It is the District's policy to permit some employees to accumulate earned but unused vacation and sick pay benefits. There is no liability for unpaid accumulated sick leave since the District does not have a policy to pay any amounts when employees separate from service with the district. All vacation pay is accrued when incurred in the government-wide, proprietary, and fiduciary fund financial statements. A liability for these amounts is reported in governmental funds only if they have matured, for example, as a result of employee resignations and retirements.
5. Capital assets, which include land, buildings, furniture and equipment are reported in the applicable governmental or business-type activities columns in the government-wide financial statements. Capital assets are defined by the District as assets with an initial, individual cost of more than \$5,000 and an estimated useful life in excess of two years. Such assets are recorded at historical cost or estimated historical cost if purchased or constructed. Donated capital assets are recorded at estimated fair market value at the date of donation.

The costs of normal maintenance and repairs that do not add to the value of the asset or materially extend assets lives are not capitalized. Major outlays for capital assets and improvements are capitalized as projects are constructed.

Buildings, furniture and equipment of the District are depreciated using the straight line method over the following estimated useful lives:

<u>Asset:</u>	<u>Years</u>
Buildings	20-70
Building Improvements	20-70
Vehicles	10
Equipment	3-15
Technology Equipment	5-15

6. Since Internal Service Funds support the operations of governmental funds, they are consolidated with the governmental funds in the government-wide financial statements. The expenditures of governmental funds that create the revenues of internal service funds are eliminated to avoid “grossing up” the revenues and expenses of the District as a whole.
7. In the fund financial statements, governmental funds report fund balance as nonspendable if the amounts cannot be spent because they are either not in spendable form or are legally or contractually required to remain intact. Restrictions of fund balance are for amounts that are restricted to specific purposes by an external entity (creditors, grantors, governmental regulations) or the restriction is imposed by law through constitutional provision or enabling legislation. Commitments of fund balance represent amounts that can only be used for specific purposes pursuant to constraints imposed by the District’s board. Assignments of fund balance are amounts set aside by the District’s superintendent or his designee with the intent they be used for specific purposes.
8. When the District incurs an expense for which it may use either restricted or unrestricted assets, it uses the restricted assets first whenever they will have to be returned if they are not used.
9. In general governments are required to report investments at fair value. These methods are disclosed in section III.A. below.
10. In addition to assets, the statement of financial position will sometimes report a separate section for deferred outflows of resources. This separate financial statement element, *deferred outflows of resources*, represents a consumption of net position that applies to a future period(s) and so will *not* be recognized as an outflow of resources (expense/expenditure) until then. Items reported as deferred outflows of resources are described in section III.G. below.
11. In addition to liabilities, the statement of financial position will sometimes report a separate section for deferred inflows of resources. This separate financial statement element, *deferred inflows of resources*, represents an acquisition of net position that applies to a future period(s) and so will *not* be recognized as an inflow of resources (revenue) until that time. The District has one type of item which arises only under a modified accrual basis of accounting that qualifies for reporting in this category. Uncollected property taxes which are assumed collectible are reported in this category on the balance sheet for governmental funds. They are not reported in this category on the government wide statement of net position. Items reported as deferred inflows of resources are described in section III.G. below.
12. The Data Control Codes refer to the account code structure prescribed by TEA in the *Financial Accountability System Resource Guide*. Texas Education Agency requires school districts to display these codes in the financial statements filed with the Agency in order to insure accuracy in building a Statewide data base for policy development and funding plans.

II. STEWARDSHIP, COMPLIANCE, AND ACCOUNTABILITY

A. BUDGETARY DATA

The Board of Trustees adopts an "appropriated budget" for the General Fund and the Food Service Fund (which is included in the Special Revenue Funds). The District is required to present the adopted and final amended budgeted revenues and expenditures for each of these funds. The District compares the final amended budget to actual revenues and expenditures. The General Fund Budget report appears in Exhibit G-1 in RSI and the other report is in Exhibit J4.

The following procedures are followed in establishing the budgetary data reflected in the general-purpose financial statements:

1. Prior to August 20 the District prepares a budget for the next succeeding fiscal year beginning September 1. The operating budget includes proposed expenditures and the means of financing them.
2. A meeting of the Board is then called for the purpose of adopting the proposed budget. At least ten days' public notice of the meeting must be given.
3. Prior to September 1, the budget is legally enacted through passage of a resolution by the Board. Once a budget is approved, it can only be amended at the function and fund level by approval of a majority of the members of the Board. Amendments are presented to the Board at its regular meetings. Each amendment must have Board approval. As required by law, such amendments are made before the fact, are reflected in the official minutes of the Board, and are not made after fiscal year end. Because the District has a policy of careful budgetary control, several amendments were necessary during the year. (However, none of these were significant.)
4. Each budget is controlled by the budget coordinator at the revenue and expenditure function/object level. Budgeted amounts are as amended by the Board. All budget appropriations lapse at year end.

B. EXCESS OF EXPENDITURES OVER APPROPRIATIONS

During the year, the District had two functional category from the General Fund that exceeded its final amended budget as follows:

Functional Category	Amount Over Budget	Explanation
31 - Guidance, counseling and evaluation services	\$ 9,865	Ending accrued expenditures.
34 - Student (pupil) transportation	7,443	Ending accrued expenditures.

III. DETAILED NOTES ON ALL FUNDS AND ACCOUNT GROUPS

A. CASH, CASH EQUIVALENTS AND INVESTMENTS

Cash and Cash Equivalents

District Policies and Legal and Contractual Provisions Governing Deposits

Custodial Credit Risk for Deposits. State law requires governmental entities to contract with financial institutions in which funds will be deposited to secure those deposits with insurance or pledged securities with a fair value equaling or exceeding the amount on deposit at the end of each business day. The pledged securities must be in the name of the governmental entity and held by the entity or its agent. Since the district complies with this law, it has no custodial credit risk for deposits. The District was not exposed to custodial credit risk.

Foreign Currency Risk. The District limits the risk that changes in exchange rates will adversely affect the fair value of an investment or a deposit by having no deposits denominated in a foreign currency. Therefore, the District was not exposed to foreign currency risk.

As of August 31, 2017, the following are the District's cash and cash equivalents with respective maturities and credit rating:

Type of Deposit	Fair Value	Percent	Maturity < 1 Yr	Maturity 1-10 Yrs	Maturity > 10 Yrs	Credit Rating
Cash:						
Money market and FDIC insured accounts	\$ 2,278,882	86.2%	\$ 2,278,882			N/A
Investment pools	365,534	13.8%	365,534			AAA
Total Cash and Cash Equivalents	<u>\$ 2,644,416</u>	<u>100.0%</u>	<u>\$ 2,644,416</u>			

Investments

District Policies and Legal and Contractual Provisions Governing Investments

Compliance with the Public Funds Investment Act

The ***Public Funds Investment Act***(Government Code Chapter 2256) contains specific provisions in the areas of investment practices, management reports, and establishment of appropriate policies. Among other things, it requires a governmental entity to adopt, implement, and publicize an investment policy. That policy must address the following areas: (1) safety of principal and liquidity, (2) portfolio diversification, (3) allowable investments, (4) acceptable risk levels, (5) expected rates of return, (6) maximum allowable stated maturity of portfolio investments, (7) maximum average dollar-weighted maturity allowed based on the stated maturity date for the portfolio, (8) investment staff quality and capabilities, (9) and bid solicitation preferences for certificates of deposit.

Statutes authorize the entity to invest in (1) obligations of the U.S. Treasury, certain U.S. agencies, and the State of Texas and its agencies; (2) guaranteed or secured certificates of deposit issued by state and national banks domiciled in Texas; (3) obligations of states, agencies, counties, cities and other political subdivisions of any state having been rated as to investment quality not less than an "A"; (4) No load money market funds with a weighted average maturity of 90 days or less; (5) fully collateralized repurchase agreements; (6) commercial paper having a stated maturity of 270 days or less from the date of issuance and is not rated less than A-1 or P-1 by two nationally recognized credit rating agencies OR one nationally recognized credit agency and is fully secured by an irrevocable letter of credit; (7) secured corporate bonds rated not lower than "AA-" or the equivalent; (8) public funds investment pools; and (9) guaranteed investment contracts for bond proceeds investment only, with a defined termination date and secured by U.S. Government direct or agency obligations approved by the Texas public Funds Investment Act in an amount equal to the bond proceeds. The Act also requires the entity to have independent auditors perform test procedures related to investment practices as provided by the Act. The District is in substantial compliance with the requirements of the Act and with local policies.

Additional policies and contractual provisions governing investments for the District are specified below:

Credit Risk. To limit the risk that an issuer or other counterparty to an investment will not fulfill its obligations the District limits investments in corporate bonds and mutual bond funds to the top ratings issued by nationally recognized statistical rating organizations (NRSROs). As of August 31, 2017, the District had no investments that were required to be rated. Therefore, the District was not exposed to credit risk.

Custodial Credit Risk for Investments. To limit the risk that, in the event of the failure of the counterparty to a transaction, a government will not be able to recover the value of investment or collateral securities that are in possession of an outside party the District requires counterparties to register the securities in the name of the district and hand them over to the District or its designated agent. This includes securities in securities lending transactions. All of the securities are in the District's name and held by the District or its agent. The District was not exposed to custodial credit risk.

Concentration of Credit Risk. To limit the risk of loss attributed to the magnitude of a government's investment in a single issuer, the District limits investments to less than 5% of its total investments. The District further limits investments in a single issuer when they would cause investment risks to be significantly greater in the governmental and business-type activities, individual major funds, aggregate non-major funds and fiduciary fund types than they are in the primary government. Usually this limitation is 20%. The District was not exposed to concentration of credit risk.

Interest Rate Risk. To limit the risk that changes in interest rates will adversely affect the fair value of investments, the District requires a review of its investment portfolio at least annually to determine whether market conditions pose an inherent risk of future interest rates either rising or falling which could significantly affect investment performance. The District was not exposed to interest rate risk.

Foreign Currency Risk for Investments. The District limits the risk that changes in exchange rates will adversely affect the fair value of an investment by not investing in any foreign currency. Therefore, the District was not exposed to foreign currency risk.

The District categorizes its fair value measurements with the fair value hierarchy established by generally accepted accounting principles. the hierarchy is based on the valuation inputs used to measure the fair value of the asset. Level 1 inputs are quoted prices in active markets for identical assets; Level 2 inputs are significant other observable inputs; Level 3 inputs are significant unobservable inputs. Investments that are measured at fair value using the net asset value per share (or its equivalent) as a practical expedient are not classified in the fair value hierarchy below. In instances where inputs used to measure fair value fall into different levels in the above fair value hierarchy, fair value

measurements in their entirety are categorized based on the lowest level input that is significant to the valuation. The District's assessment of the significance of particular inputs to these fair value measurements requires judgment and considers factors specific to each asset or liability.

In instances where inputs used to measure fair value fall into different levels in the above fair value hierarchy, fair value measurement in their entirety are categorized based on the lowest level input that is significant to the valuation. The District's assessment of the significance of particular inputs to these fair value measurement requires judgement and considers factors specific to each asset or liability.

The District had no investments at August 31, 2017.

B. PROPERTY TAXES

Property taxes are levied by October 1 on the assessed value listed as of the prior January 1 for all real and business personal property located in the District in conformity with Subtitle E, Texas Property Tax Code. Taxes are due on receipt of the tax bill and are delinquent if not paid before February 1 of the year following the year in which imposed. On January 31 of each year, a tax lien attaches to property to secure the payment of all taxes, penalties, and interest ultimately imposed. Property tax revenues are considered available (1) when they become due or past due and receivable within the current period.

C. DELINQUENT TAXES RECEIVABLE

Delinquent taxes are prorated between maintenance and debt service based on rates adopted for the year of the levy Allowances for uncollectible tax receivables within the General Fund is based on historical experience in collecting property taxes. Uncollectible personal property taxes are periodically reviewed and written off, but the District is prohibited from writing off real property taxes without specific statutory authority from the Texas Legislature.

D. INTERFUND BALANCES AND TRANSFERS

The composition of interfund balances as of August 31, 2017 is as follows:

Fund	Receivable	Payable	Purpose	Current?
General fund	\$ 67,710	\$	Temporary advances	Yes
Nonmajor special revenue funds		67,710	Temporary advances	Yes
Total	<u>\$ 67,710</u>	<u>\$ 67,710</u>		

Interfund transfers for the year ended August 31, 2017 consisted of the following individual amounts:

Fund	Transfers In	Transfers Out	Purpose
Nonmajor special revenue fund	\$ 16,262	\$	Operating deficit transfer
General fund		16,262	Operating deficit transfer
Total	<u>\$ 16,262</u>	<u>\$ 16,262</u>	

E. DISAGGREGATION OF RECEIVABLES AND PAYABLES

Receivables at August 31, 2017 were as follows:

	Property Taxes (net)	Other Government	Total Receivables
Governmental Activities:			
General fund	\$ 125,868	\$ 57,686	\$ 183,554
Nonmajor special revenue funds		85,159	85,159
Total Governmental Activities	<u>\$ 125,868</u>	<u>\$ 142,845</u>	<u>\$ 268,713</u>

Payables at August 31, 2017 were as follows:

	Accounts	Salaries and Benefits	Due Other Governments	Total Payables
Governmental Activities:				
General fund	\$ 28,902	\$ 221,339	\$ 215,999	\$ 466,240
Nonmajor special revenue funds		24,689		24,689
Total Governmental Activities	<u>\$ 28,902</u>	<u>\$ 246,028</u>	<u>\$ 215,999</u>	<u>\$ 490,929</u>

F. CAPITAL ASSET ACTIVITY

Capital asset activity for the year ended August 31, 2017, was as follows:

	Balance 8/31/16	Additions	Disposals	Balance 8/31/17
Governmental activities:				
Land and improvements	\$ 405,607	\$	\$	\$ 405,607
Buildings and improvements	9,055,420	12,920		9,068,340
Furniture and equipment	2,408,212	63,693		2,471,905
Infrastructure	566,308			566,308
Totals	12,435,547	76,613		12,512,160
Less accumulated depreciation for:				
Buildings and improvements	5,571,435	160,751		5,732,186
Furniture and equipment	1,917,152	130,489		2,047,641
Infrastructure	215,353	19,714		235,067
Total accumulated depreciation	7,703,940	310,954		8,014,894
Governmental activities capital assets, net	<u>\$ 4,731,607</u>	<u>\$ (234,341)</u>	<u>\$ 0</u>	<u>\$ 4,497,266</u>

Beginning balances were re-characterized for infrastructure assets previously categorized as buildings and improvements and furniture and equipment along with the related accumulated depreciation expense on those assets. The net beginning capital asset balances did not change but only the balances between buildings and improvements, furniture and equipment and infrastructure and their respective beginning accumulated depreciation.

Depreciation expense was charged to functions/programs of the primary government as follows:

Governmental activities:	
Instruction	\$ 110,441
Instructional resources and media services	2,131
Curriculum and instructional staff development	650
Instructional leadership	20
School leadership	7,163
Guidance, counseling and evaluation services	4,111
Health services	1,696
Student (pupil) transportation	47,114
Food services	24,706
Extracurricular activities	50,630
General administration	18,820
Facilities maintenance and operations	32,612
Facilities maintenance and operations	10,860
Total depreciation expense - governmental activities	<u>\$ 310,954</u>

G. DEFINED BENEFIT PENSION PLAN

Plan Description. The District participates in a cost-sharing multiple-employer defined benefit pension that has a special funding situation. The plan is administered by the Teacher Retirement System of Texas (TRS). It is a defined benefit pension plan established and administered in accordance with the Texas Constitution, Article XVI, Section 67 and Texas Government Code, Title 8, Subtitle C. The pension trust fund is a qualified pension trust under Section 401(a) of the Internal Revenue Code. The Texas Legislature establishes benefits and contribution rates within the guidelines of the Texas Constitution. The pension's Board of Trustees does not have the authority to establish or amend benefit terms.

All employees of public, state-supported educational institutions in Texas who are employed for one-half or more of the standard work load and who are not exempted from membership under Texas Government Code, Title 8, Section 822.002 are covered by the system.

Pension Plan Fiduciary Net Position. Detailed information about the Teacher Retirement System's fiduciary net position is available in a separately-issued Comprehensive Annual Financial Report that includes financial statements and required supplementary information. That report may be obtained on the Internet at <http://www.trs.state.tx.us/about/documents/cafr.pdf#CAFR>; by writing to TRS at 1000 Red River Street, Austin, TX, 78701-2698; or by calling (512) 542-6592.

<u>Net Pension Liability</u>	<u>Total</u>
Total Pension Liability	\$ 171,797,150,487
Less: Plan Fiduciary Net Position	(134,008,637,473)
Net Pension Liability	<u>\$ 37,788,513,014</u>
 Net Position as a percentage of Total Pension Liability	 78.00%

Benefits Provided. TRS provides service and disability retirement, as well as death and survivor benefits, to eligible employees (and their beneficiaries) of public and higher education in Texas. The pension formula is calculated using 2.3 percent (multiplier) times the average of the five highest annual creditable salaries times years of credited service to arrive at the annual standard annuity except for members who are grandfathered, the three highest annual salaries are used. The normal service retirement is at age 65 with 5 years of credited service or when the sum of the member's age and years of credited service equals 80 or more years. Early retirement is at age 55 with 5 years of service credit or earlier than 55 with 30 years of service credit. There are additional provisions for early retirement if the sum of the member's age and years of service credit total at least 80, but the member is less than age 60 or 62 depending on date of employment, or if the member was grandfathered in under a previous rule. There are no automatic post-employment benefit changes; including automatic COLAs. Ad hoc post-employment benefit changes, including ad hoc COLAs can be granted by the Texas Legislature as noted in the Plan description in (A) above.

Contributions. Contribution requirements are established or amended pursuant to Article 16, section 67 of the Texas Constitution which requires the Texas legislature to establish a member contribution rate of not less than 6% of the member's annual compensation and a state contribution rate of not less than 6% and not more than 10% of the aggregate annual compensation paid to members of the system during the fiscal year. Texas Government Code section 821.006 prohibits benefit improvements, if as a result of the particular action, the time required to amortize TRS' unfunded actuarial liabilities would be increased to a period that exceeds 31 years, or, if the amortization period already exceeds 31 years, the period would be increased by such action.

Employee contribution rates are set in state statute, Texas Government Code 825.402. Senate Bill 1458 of the 83rd Texas Legislature amended Texas Government Code 825.402 for member contributions and established employee contribution rates for fiscal years 2014 thru 2017. The 83rd Texas Legislature, General Appropriations Act (GAA) established the employer contribution rates for fiscal years 2014 and 2015. The 84th Texas Legislature, General Appropriations Act (GAA) established the employer contribution rates for fiscal years 2016 and 2017.

Contribution Rates		
	2016	2017
Member	7.2%	7.7%
Non-Employer Contributing Entity (State)	6.8%	6.8%
Employers	6.8%	6.8%

Current fiscal year District contributions	\$ 98,479
Current fiscal year Member contributions	\$ 251,963
2016 measurement year NECE contributions	\$ 171,287

Contributors to the plan include members, employers and the State of Texas as the only non-employer contributing entity. The State contributes to the plan in accordance with state statutes and the General Appropriations Act (GAA).

As the non-employer contributing entity for public education, the State of Texas contributes to the retirement system an amount equal to the current employer contribution rate times the aggregate annual compensation of all participating members of the pension trust fund during that fiscal year reduced by the amounts described below which are paid by the employers. Employers including public schools are required to pay the employer contribution rate in the following instances:

- On the portion of the member's salary that exceeds the statutory minimum for members entitled to the statutory minimum under Section 21.402 of the Texas Education Code.
- During a new member's first 90 days of employment.
- When any part or all of an employee's salary is paid by federal funding sources, a privately sponsored source.

In addition to the employer contributions listed above, there are two additional surcharges an employer is subject to:

- When employing a retiree of the Teacher Retirement System the employer shall pay both the member contribution and the state contribution as an employment after retirement surcharge.
- When a school district does not contribute to the Federal Old-Age Survivors and Disability Insurance (OASDI) Program for certain employees, they must contribute 1.5% of the state contribution rate for certain instructional or administrative employees, and 100% of the state contribution rate for all other employees.

Actuarial Assumptions. The total pension liability in the August 31, 2016 actuarial valuation was determined using the following actuarial assumptions:

Valuation Date	August 31, 2016
Actuarial Cost Method	Individual Entry Age Normal
Asset Valuation Method	Market Value
Actuarial Assumptions:	
Single Discount Rate	8.00%
Long-term expected Investment Rate of Return	8.00%
Inflation	2.5%
Salary Increases	3.5% to 9.5% including inflation
Benefit Changes During the Year	None
Ad hoc Post-Employment Benefit Changes	None

The actuarial methods and assumptions are based primarily on a study of actual experience for the four year period ending August 31, 2014 and adopted on September 24, 2015.

Discount Rate. The discount rate used to measure the total pension liability was 8.0%. There was no change in the discount rate since the previous year. The projection of cash flows used to determine the discount rate assumed that contributions from plan members and those of the contributing employers and the non-employer contributing entity are made at the statutorily required rates. Based on those assumptions, the pension plan's fiduciary net position was projected to be available to make all future benefit payments of current plan members. Therefore, the long-term expected rate of return on pension plan investments was applied to all periods of projected benefit payments to determine the total pension liability. The long-term rate of return on pension plan investments is 8%. The long-term expected rate of return

on pension plan investments was determined using a building-block method in which best-estimates ranges of expected future real rates of return (expected returns, net of pension plan investment expense and inflation) are developed for each major asset class. These ranges are combined to produce the long-term expected rate of return by weighting the expected future real rates of return by the target asset allocation percentage and by adding expected inflation. Best estimates of geometric real rates of return for each major asset class included in the Systems target asset allocation as of August 31, 2016 are summarized below:

Asset Class	Target Allocation	Real Return Geometric Basis	Long-Term Expected Portfolio Real Rate of Return*
Global Equity			
U.S.	18%	4.6%	1.0%
Non-U.S. Developed	13%	5.1%	0.8%
Emerging Markets	9%	5.9%	0.7%
Directional Hedge Funds	4%	3.2%	0.1%
Private Equity	13%	7.0%	1.1%
Stable Value			
U.S. Treasuries	11%	0.0%	0.1%
Absolute Return	0%	1.8%	0.0%
Hedge Funds (Stable Value)	4%	3.0%	0.1%
Cash	1%	-0.2%	0.0%
Real Return			
Global Inflation Linked Bonds	3%	0.9%	0.0%
Real Assets	16%	5.1%	1.1%
Energy and Natural Resources	3%	6.6%	0.2%
Commodities	0%	1.2%	0.0%
Risk Parity			
Risk Parity	5%	6.7%	0.3%
Inflation Expectations			2.2%
Alpha			1.0%
Total	100%		8.7%

* The Expected Contribution to Returns incorporates the volatility drag resulting from the conversion between Arithmetic and Geometric mean returns

Discount Rate Sensitivity Analysis. The following schedule shows the impact of the Net Pension Liability if the discount rate used was 1% less than and 1% greater than the discount rate that was used (8%) in measuring the 2016 Net Pension Liability.

	1% Decrease in Discount Rate (7.0%)	Discount Rate (8.0%)	1% Increase in Discount Rate (9.0%)
District's proportionate share of the net pension liability	\$ 1,715,262	\$ 1,108,291	\$ 593,458

Pension Liabilities, Pension Expense, and Deferred Outflows of Resources and Deferred Inflows of Resources Related to Pensions. At August 31, 2017, the District reported a liability of \$1,108,291 for its proportionate share of the TRS's net pension liability. This liability reflects a reduction for State pension support provided to the District. The amount recognized by the District as its proportionate share of the net pension liability, the related State support, and the total portion of the net pension liability that was associated with the District were as follows:

District's proportionate share of the collective net pension liability	\$ 1,108,291
State's proportionate share that is associated with the District	2,033,155
Total	\$ 3,141,446

The net pension liability was measured as of August 31, 2016 and the total pension liability used to calculate the net pension liability was determined by an actuarial valuation as of that date. The District's proportion of the net pension liability was based on the District's contributions to the pension plan relative to the contributions of all employers to the plan for the period September 1, 2015 thru August 31, 2016.

At August 31, 2016 the District's proportion of the collective net pension liability was 0.0029329% which was a decrease of 0.0001158% from its proportion measured as of August 31, 2015.

Changes Since the Prior Actuarial Valuation. There were no changes to the actuarial assumptions or other inputs that affected measurement of the total pension liability since the prior measurement period.

There were no changes of benefit terms that affected measurement of the total pension liability during the measurement period.

For the year ended August 31, 2017, the District recognized pension expense of \$210,993 and revenue of \$210,993 for support provided by the Sate in the Government-Wide Statement of Activities.

At August 31, 2017, the District reported its proportionate share of the TRS's deferred outflows of resources and deferred inflows of resources related to pensions from the following sources:

	Deferred Outflows of Resources	Deferred Inflows of Resources
Difference between expected and actual economic experiences	\$ 17,378	\$ 33,093
Changes in actuarial assumptions	33,779	30,720
Differences between projected and actual investment earnings	93,848	
Changes in proportion and differences between the District's contributions and the proportionate share of contributions	210,262	92
Total as of August 31, 2016 measurement date	\$ 355,267	\$ 63,905
Contributions paid to TRS subsequent to the measurement date	98,479	
Total as of August 31, 2017 fiscal year end	\$ 453,746	\$ 63,905

The net amounts of the District's balances of deferred outflows and inflows of resources related to pensions will be recognized in pension expense as follows:

Year ended August 31,	Pension Expense Amount
2018	\$ 51,351
2019	\$ 51,351
2020	\$ 111,211
2021	\$ 46,750
2022	\$ 28,509
Thereafter	\$ 2,190

H. HEALTH CARE COVERAGE - RETIREES AND ACTIVE EMPLOYEES

Retiree Health Care Coverage

Plan Description. The District participates in the Texas Public School Retired Employees Group Insurance Program (TRS-Care), a cost-sharing multiple-employer defined benefit post-employment health care plan administered by the Teacher Retirement System of Texas. TRS-Care provides health care coverage for certain persons (and their dependents) who retire under the Teacher Retirement System of Texas. The statutory authority for the program is Texas Insurance Code, Chapter 1575. Texas Insurance Code Section 1575.052 grants the TRS Board of Trustees the authority to establish and amend basic and optional group insurance coverage for participants. The TRS issues a publicly available financial report that includes financial statements and required supplementary information for TRS-Care. That report may be obtained by writing to the TRS Communications Department, 1000 Red River Street, Austin, Texas 78701, by phoning

the TRS Communications Department at 1-800-223-8778, or by downloading the report from the TRS Internet Website, www.trs.state.tx.us under the TRS Publications heading.

Funding Policy. Contribution requirements are not actuarially determined but are legally established each biennium by the Texas Legislature. Texas Insurance Code, Sections 1575.202, 203, and 204 establish state, active employee, and public school contributions, respectively. The Contribution Rate for the State was 1.00% for 2015, 2016 and 2017. The contribution rate for the district was 0.55% for each of these three years. The contribution rate for active employees was 0.65% of the district payroll for each of the three years. Per Texas Insurance Code, Chapter 1575, the public school contribution may not be less than 0.25% or greater than 0.75% of the salary of each active employee of the public school. For staff members funded by federal programs, the federal programs are required to contribution 1.0 %.

Contributions. Contributions made by the State on behalf of the District are recorded in the governmental funds financial statements as both revenue and expenditures. State contributions to TRS made on behalf of the District's employees as well as the District's required contributions and federal grant program contributions for the years ended August 31, 2017, 2016 and 2015 are as follows:

Contribution Rates and Contribution Amounts						
Year	Member		State		School District	
	Rate	Amount	Rate	Amount	Rate	Amount
2017	0.65%	\$ 21,269	1.00%	\$ 32,722	0.55%	\$ 17,996
2016	0.65%	\$ 19,761	1.00%	\$ 30,402	0.55%	\$ 16,721
2015	0.65%	\$ 19,316	1.00%	\$ 29,715	0.55%	\$ 16,344

Medicare Part D. The Medicare Prescription Drug, Improvement, and Modernization Act of 2003, which was effective January 1, 2006 established prescription drug coverage for Medicare beneficiaries known as Medicare Part D. One of the provisions of Medicare Part D allows for the TRS-Care to receive retiree drug subsidy payments from the federal government to offset certain prescription drug expenditures for eligible TRS-Care participants. On-behalf payments recognized as equal revenues and expenditures by the District for the years ended August 31, 2017, 2016 and 2015 were \$10,286, \$11,925 and \$12,347, respectively.

Active Employee Health Care Coverage

Plan Description. The District participates in TRS Active Care sponsored by the Teacher Retirement System of Texas. TRS-Active Care provides health care coverage to employees (and their dependents) of participating public education entities. Optional life and long-term care insurance are also provided to active members and retirees. Authority for the plan can be found in the Texas Insurance Code, Title 8, Subtitle H, Chapter 1579 and in the Texas Administrative Code, Title 34, Part 3, Chapter 41. The plan began operations on September 1, 2002. This is a premium-based plan. Payments are made on a monthly basis for all covered employees.

I. CHANGES IN LONG-TERM LIABILITIES

Long-term activity for the year ended August 31, 2017, was as follows:

	Beginning Balance	Additions	Retirements	Ending Balance	Due Within One Year
Net pension liability	\$ 1,077,675	\$ 123,801	\$ 93,185	\$ 1,108,291	N/A

J. UNAVAILABLE/UNEARNED REVENUE

Unavailable and unearned revenue at year-end consisted of the following:

General fund	Unavailable Revenue (levied but uncollected property taxes)
	\$ 125,868

K. DUE FROM STATE AND FEDERAL AGENCIES

The District participates in a variety of federal and state programs from which it receives grants to partially or fully finance certain activities. In addition, the District receives entitlements from the State through the School Foundation and Per Capita Programs. Amounts due from federal and state governments as of August 31, 2017, are summarized below. They are reported on the combined financial statements as Due from Other Governments.

Fund	State Entitlements	Federal Grants	Total
General fund	\$ 57,686	\$	\$ 57,686
Nonmajor special revenue funds		85,159	85,159
Totals	<u>\$ 57,686</u>	<u>\$ 85,159</u>	<u>\$ 142,845</u>

L. REVENUE FROM LOCAL AND INTERMEDIATE SOURCES

During the current year, revenues from local and intermediate sources consisted of the following:

Description	General Fund	Nomnajor Governmental Funds	Total
Property taxes	\$ 2,507,376	\$	\$ 2,507,376
Penalties, interest and other tax related income	22,496		22,496
Food sales		28,722	28,722
Investment income	7,679		7,679
Extracurricular student activities	5,119		5,119
Service to other districts	99,478		99,478
Other income	2,423	7,257	9,680
Total	<u>\$ 2,644,571</u>	<u>\$ 35,979</u>	<u>\$ 2,680,550</u>

M. CONSTRUCTION AND OTHER SIGNIFICANT COMMITMENTS AND CONTINGENCIES

The District participates in grant programs which are governed by various rules and regulations of the grantor agencies. Costs charged to the respective grant programs are subject to audit and adjustment by the grantor agencies; therefore, to the extent that the District has not complied with the rules and regulations governing the grants, refunds of any money received may be required and the collectibility of any related receivable may be impaired. In the opinion of the District, there are no significant contingent liabilities related to compliance with the rules and regulations governing the respective grants; therefore, no provision has been recorded in the accompanying basic financial statements for such contingencies.

N. JOINT VENTURE SHARED SERVICE ARRANGEMENTS

The District participates in various shared service arrangements with the Education Service Center Region 2. The District does not account for revenues or expenditures in this program and does not disclose them in these financial statements. The Education Service Center Region 2 is the fiscal agent manager and is responsible for all financial activities of the shared service arrangement.

O. RISK MANAGEMENT

The District is exposed to various risks of loss related to torts, theft, damage or destruction of assets, errors and omissions, injuries to employees, and natural disasters. During the fiscal year 2017, the District purchased commercial insurance to cover general liabilities. Additional insurance information by coverage type follows.

Workers' Compensation

The District has established a partially self-funded workers' compensation plan by participating in the School Comp self-insured workers' compensation program administered by Texas Educational Insurance Association (the "Association"). The Association is a public entity risk pool currently operating as a common risk management and insurance program for member school districts. The main purpose of the Association is to partially self-insure certain workers compensation risks up to a agreed upon retention limit. The plan for workers' compensation benefits is authorized by Section 504.011 of the Labor Code. Claims are paid by a third party administrator acting on behalf

of the District under the terms of a contractual agreement. Administrative fees are included within the provisions of that agreement. The liability of the workers' compensation self-insurance plan includes \$14,399 incurred but not reported claims. Costs are allocated to other funds and the retained earnings are fully reserved for self-funded insurance. Estimates of claims payable at August 31, 2017, are reflected as accounts and claims payable of the Fund. The plan is funded to discharge liabilities of the fund as they become due.

Unemployment Compensation

During the year ended August 31, 2017, the District provided unemployment compensation coverage to its employees through participation in the TASB Risk Management Fund (the "Fund"). The Fund was created and is operated under the provisions of the Interlocal Cooperation Act, Chapter 791 of the Texas Government Code. The Fund's unemployment compensation program is authorized by Section 22.005 of the Texas Education Code and Chapter 172 of the Texas Local Government Code. All members participating in the Fund execute interlocal agreements that define the responsibilities of the parties.

The Fund meets its quarterly obligation to the Texas Workforce Commission. Expenses are accrued monthly until the quarterly payment has been made. Expenses can be reasonably estimated; therefore, there is no need for specific or aggregate stop-loss coverage for the unemployment compensation pool. For the year ended August 31, 2017, the Fund anticipates that the District has no additional liability beyond the contractual obligation for payment of contribution.

The Fund engages the services of an independent auditor to conduct a financial audit after the close of each year on August 31. The audit is accepted by the Fund's board of trustees in February of the following year. The Fund's audited financial statements as of August 31, 2016, are available on the TASB Risk Management Fund website and have been filed with the Texas Department of Insurance in Austin.

P. SUBSEQUENT EVENTS

Management has evaluated subsequent events through January 24, 2018; the date which the financial statements were available for distribution. There were none noted.

This page left intentionally blank.

REQUIRED SUPPLEMENTARY INFORMATION

This page left intentionally blank.

RIVIERA INDEPENDENT SCHOOL DISTRICT
STATEMENT OF REVENUES, EXPENDITURES, AND CHANGES IN FUND BALANCE
BUDGET AND ACTUAL - GENERAL FUND
FOR THE YEAR ENDED AUGUST 31, 2017

Data Control Codes	Budgeted Amounts		Actual Amounts (GAAP BASIS)	Variance With Final Budget Positive or (Negative)	
	Original	Final			
REVENUES:					
5700	Total Local and Intermediate Sources	\$ 2,766,142	\$ 2,766,142	\$ 2,644,571	\$ (121,571)
5800	State Program Revenues	2,461,673	2,461,673	2,166,400	(295,273)
5900	Federal Program Revenues	-	-	17,182	17,182
5020	Total Revenues	5,227,815	5,227,815	4,828,153	(399,662)
EXPENDITURES:					
Current:					
0011	Instruction	2,758,500	2,758,500	2,730,388	28,112
0012	Instructional Resources and Media Services	74,579	74,579	67,034	7,545
0013	Curriculum and Instructional Staff Development	24,625	24,625	20,453	4,172
0021	Instructional Leadership	4,973	4,973	635	4,338
0023	School Leadership	256,306	256,306	225,348	30,958
0031	Guidance, Counseling and Evaluation Services	119,482	119,482	129,347	(9,865)
0033	Health Services	55,665	55,665	53,347	2,318
0034	Student (Pupil) Transportation	158,372	158,372	165,815	(7,443)
0036	Extracurricular Activities	302,853	282,853	269,717	13,136
0041	General Administration	411,506	411,506	407,704	3,802
0051	Facilities Maintenance and Operations	789,467	820,467	816,736	3,731
0052	Security and Monitoring Services	3,200	3,200	2,042	1,158
0053	Data Processing Services	204,287	252,287	219,330	32,957
Intergovernmental:					
0099	Other Intergovernmental Charges	64,000	53,000	52,452	548
6030	Total Expenditures	5,227,815	5,275,815	5,160,348	115,467
1100	Excess (Deficiency) of Revenues Over (Under) Expenditures	-	(48,000)	(332,195)	(284,195)
OTHER FINANCING SOURCES (USES):					
8911	Transfers Out (Use)	-	-	(16,262)	(16,262)
1200	Net Change in Fund Balances	-	(48,000)	(348,457)	(300,457)
0100	Fund Balance - September 1 (Beginning)	2,561,294	2,561,294	2,561,294	-
3000	Fund Balance - August 31 (Ending)	\$ 2,561,294	\$ 2,513,294	\$ 2,212,837	\$ (300,457)

RIVIERA INDEPENDENT SCHOOL DISTRICT
 SCHEDULE OF THE DISTRICT'S PROPORTIONATE SHARE OF THE NET PENSION LIABILITY
 TEACHER RETIREMENT SYSTEM
 FOR THE YEAR ENDED AUGUST 31, 2017

	Measurement Year Ended August 31,		
	2016	2015	2014
District's Proportion of the Net Pension Liability (Asset)	0.0029329%	0.0030487%	0.0019772%
District's Proportionate Share of Net Pension Liability (Asset)	\$ 1,108,291	\$ 1,077,675	\$ 528,138
States Proportionate Share of the Net Pension Liability (Asset) associated with the District	<u>2,033,155</u>	<u>1,982,476</u>	<u>1,943,122</u>
Total	<u>\$ 3,141,446</u>	<u>\$ 3,060,151</u>	<u>\$ 2,471,260</u>
District's Covered Employee Payroll	\$ 3,040,207	\$ 2,971,549	\$ 3,223,708
District's Proportionate Share of the Net Pension Liability (Asset) as a percentage of its Covered Employee Payroll	36.45%	36.27%	16.38%
Plan Fiduciary Net Position as a percentage of the Total Pension Liability	78.00%	78.43%	83.25%

Note: Only three years of data is presented in accordance with GASB #68, paragraph 138. "The information for all periods for the 10-year schedules that are required to be presented as required supplementary information may not be available initially. In these cases, during the transition period, that information should be presented for as many years as are available. The schedules should not include information that is not measured in accordance with the requirements of this Statement."

RIVIERA INDEPENDENT SCHOOL DISTRICT
 SCHEDULE OF THE DISTRICT CONTRIBUTIONS
 TEACHER RETIREMENT SYSTEM
 FOR THE YEAR ENDED AUGUST 31, 2017

	Fiscal Year Ended August 31,		
	2017	2016	2015
Contractually Required Contribution	\$ 98,479	\$ 93,185	\$ 89,939
Contribution in Relation to the Contractually Required Contribution	<u>(98,479)</u>	<u>(93,185)</u>	<u>(89,939)</u>
Contribution Deficiency (Excess)	<u>\$ -</u>	<u>\$ -</u>	<u>\$ -</u>
District's Covered Employee Payroll	\$ 3,272,239	\$ 3,040,207	\$ 2,971,549
Contributions as a percentage of Covered Employee Payroll	3.01%	3.07%	3.03%

Note: Only three years of data is presented in accordance with GASB #68, paragraph 138. "The information for all periods for the 10-year schedules that are required to be presented as required supplementary information may not be available initially. In these cases, during the transition period, that information should be presented for as many years as are available. The schedules should not include information that is not measured in accordance with the requirements of this Statement."

RIVIERA INDEPENDENT SCHOOL DISTRICT
NOTES TO REQUIRED SUPPLEMENTARY INFORMATION
FOR THE YEAR ENDED AUGUST 31, 2017

Budget

The official budget was prepared for adoption for all Governmental Fund Types. The budget was prepared in accordance with accounting practices generally accepted in the United States of America. The following procedures are followed in establishing the budgetary data.:

- a. Prior to August 21 of the preceding fiscal year, the District prepares a budget for the next succeeding fiscal year. The operating budget includes proposed expenditures and the means of financing them.
- b. A meeting of the Board is then called for the purpose of adopting the proposed budget after ten days' public notice of the meeting has been given.
- c. Prior to the beginning of the fiscal year, the budget is legally enacted through passage of a resolution by the Board.

Once a budget is approved, it can be amended at function and fund level only by approval of a majority of the members of the Board. Amendments are presented to the Board at its regular meetings.

Each amendment must have Board approval. Such amendments are made before the fact, are reflected in the official minutes of the Board and are not made after fiscal year end as required by law.

Each amendment is controlled by the budget coordinator at the revenue and expenditure function/object level.

Budgeted amounts are as amended by the Board. All budget appropriations lapse at year end.

Encumbrances for goods or purchased services are documented by purchase orders or contracts. Under Texas law, appropriations lapse at August 31 , and encumbrances outstanding at that time are to be either cancelled or appropriately provided for in the subsequent year's budget. There were no end-of-year outstanding encumbrances that were provided for in the subsequent year's budget.

Defined Benefit Pension Plan

Changes of benefit terms.

There were no changes of benefit terms that affected measurement of the total pension liability during the measurement period.

Changes of assumptions.

There were no changes of assumptions or other inputs that affected measurement of the total pension liability during the measurement period.

COMBINING SCHEDULES

RIVIERA INDEPENDENT SCHOOL DISTRICT
 COMBINING BALANCE SHEET
 NONMAJOR GOVERNMENTAL FUNDS
 AUGUST 31, 2017

Data Control Codes	211 ESEA I, A Improving Basic Program	224 IDEA - Part B Formula	225 IDEA - Part B Preschool	240 National Breakfast and Lunch Program	
ASSETS					
1110	Cash and Cash Equivalents	\$ -	\$ -	\$ -	\$ 6,190
1240	Receivables from Other Governments	27,999	32,379	994	1,535
1000	Total Assets	<u>\$ 27,999</u>	<u>\$ 32,379</u>	<u>\$ 994</u>	<u>\$ 7,725</u>
LIABILITIES					
2160	Accrued Wages Payable	\$ 6,111	\$ 8,345	\$ -	\$ 7,570
2170	Due to Other Funds	21,268	23,196	994	-
2200	Accrued Expenditures	620	838	-	155
2000	Total Liabilities	<u>27,999</u>	<u>32,379</u>	<u>994</u>	<u>7,725</u>
FUND BALANCES					
3600	Unassigned Fund Balance	-	-	-	-
3000	Total Fund Balances	<u>-</u>	<u>-</u>	<u>-</u>	<u>-</u>
4000	Total Liabilities and Fund Balances	<u>\$ 27,999</u>	<u>\$ 32,379</u>	<u>\$ 994</u>	<u>\$ 7,725</u>

255 ESEA II,A Training and Recruiting	270 ESEA VI, Pt B Rural & Low Income	410 State Textbook Fund	429 Other State Special Revenue Funds	499 Other Local Special Revenue Funds	Total Nonmajor Governmental Funds
\$ -	\$ -	\$ -	\$ 1,050	\$ 3,480	\$ 10,720
5,000	17,252	-	-	-	85,159
<u>\$ 5,000</u>	<u>\$ 17,252</u>	<u>\$ -</u>	<u>\$ 1,050</u>	<u>\$ 3,480</u>	<u>\$ 95,879</u>
\$ -	\$ -	\$ -	\$ 1,050	\$ -	\$ 23,076
5,000	17,252	-	-	-	67,710
-	-	-	-	-	1,613
<u>5,000</u>	<u>17,252</u>	<u>-</u>	<u>1,050</u>	<u>-</u>	<u>92,399</u>
-	-	-	-	3,480	3,480
-	-	-	-	3,480	3,480
<u>\$ 5,000</u>	<u>\$ 17,252</u>	<u>\$ -</u>	<u>\$ 1,050</u>	<u>\$ 3,480</u>	<u>\$ 95,879</u>

RIVIERA INDEPENDENT SCHOOL DISTRICT
 COMBINING STATEMENT OF REVENUES, EXPENDITURES AND CHANGES IN
 FUND BALANCES - NONMAJOR GOVERNMENTAL FUNDS
 FOR THE YEAR ENDED AUGUST 31, 2017

Data Control Codes	211 ESEA I, A Improving Basic Program	224 IDEA - Part B Formula	225 IDEA - Part B Preschool	240 National Breakfast and Lunch Program
REVENUES:				
5700 Total Local and Intermediate Sources	\$ -	\$ -	\$ -	\$ 29,591
5800 State Program Revenues	-	-	-	7,348
5900 Federal Program Revenues	85,575	83,021	994	155,820
5020 Total Revenues	85,575	83,021	994	192,759
EXPENDITURES:				
Current:				
0011 Instruction	85,575	83,021	994	-
0035 Food Services	-	-	-	209,021
6030 Total Expenditures	85,575	83,021	994	209,021
1100 Excess (Deficiency) of Revenues Over (Under) Expenditures	-	-	-	(16,262)
OTHER FINANCING SOURCES (USES):				
7915 Transfers In	-	-	-	16,262
1200 Net Change in Fund Balance	-	-	-	-
0100 Fund Balance - September 1 (Beginning)	-	-	-	-
3000 Fund Balance - August 31 (Ending)	\$ -	\$ -	\$ -	\$ -

255 ESEA II,A Training and Recruiting	270 ESEA VI, Pt B Rural & Low Income	410 State Textbook Fund	429 Other State Special Revenue Funds	499 Other Local Special Revenue Funds	Total Nonmajor Governmental Funds
\$ -	\$ -	\$ -	\$ -	\$ 6,388	\$ 35,979
-	-	30,817	1,050	-	39,215
25,356	17,252	-	-	-	368,018
25,356	17,252	30,817	1,050	6,388	443,212
25,356	17,252	30,817	1,050	2,908	246,973
-	-	-	-	-	209,021
25,356	17,252	30,817	1,050	2,908	455,994
-	-	-	-	3,480	(12,782)
-	-	-	-	-	16,262
-	-	-	-	3,480	3,480
-	-	-	-	-	-
\$ -	\$ -	\$ -	\$ -	\$ 3,480	\$ 3,480

RIVIERA INDEPENDENT SCHOOL DISTRICT
 COMBINING STATEMENT OF CHANGES IN ASSETS AND LIABILITIES
 ALL AGENCY FUNDS
 FOR THE YEAR ENDED AUGUST 31, 2017

	BALANCE SEPTEMBER 1 2016	ADDITIONS	DEDUCTIONS	BALANCE AUGUST 31 2017
STUDENT ACTIVITY ACCOUNT				
Assets:				
Cash and Temporary Investments	\$ 62,004	\$ 127,676	\$ 120,831	\$ 68,849
Liabilities:				
Due to Student Groups	\$ 62,004	\$ 127,676	\$ 120,831	\$ 68,849
BROOKSHIRE SCHOLARSHIP FUND				
Assets:				
Cash and Temporary Investments	\$ -	\$ 2,000	\$ 2,000	\$ -
Liabilities:				
Due to Student Groups	\$ -	\$ 2,000	\$ 2,000	\$ -
CRAIG B KRAATZ SCHOLARSHIP FUND				
Assets:				
Cash and Temporary Investments	\$ 500	\$ -	\$ -	\$ 500
Liabilities:				
Accounts Payable	\$ 500	\$ -	\$ -	\$ 500
TOTAL AGENCY FUNDS				
Assets:				
Cash and Temporary Investments	\$ 62,504	\$ 129,676	\$ 122,831	\$ 69,349
Liabilities:				
Accounts Payable	\$ 500	\$ -	\$ -	\$ 500
Due to Student Groups	62,004	129,676	122,831	68,849
Total Liabilities	\$ 62,504	\$ 129,676	\$ 122,831	\$ 69,349

REQUIRED TEA SCHEDULES

RIVIERA INDEPENDENT SCHOOL DISTRICT
SCHEDULE OF DELINQUENT TAXES RECEIVABLE
FISCAL YEAR ENDED AUGUST 31, 2017

Last 10 Years Ended August 31	(1)	(2)	(3)
	Tax Rates		Assessed/Appraised Value for School Tax Purposes
	Maintenance	Debt Service	
2008 and prior years	Various	Various	\$ Various
2009	1.040000	0.000000	340,874,347
2010	1.040000	0.000000	335,755,656
2011	1.040000	0.000000	267,519,843
2012	1.040000	0.000000	281,871,830
2013	1.040000	0.000000	247,396,673
2014	1.040000	0.000000	227,168,570
2015	1.040000	0.000000	225,565,770
2016	1.040000	0.000000	220,371,712
2017 (School year under audit)	1.170000	0.000000	217,284,684
1000 TOTALS			

(10) Beginning Balance 9/1/2016	(20) Current Year's Total Levy	(31) Maintenance Collections	(32) Debt Service Collections	(40) Entire Year's Adjustments	(50) Ending Balance 8/31/2017
\$ 105,852	\$ -	\$ 23	\$ -	\$ (17,486)	\$ 88,343
3,594	-	-	-	-	3,594
3,569	-	257	-	-	3,312
3,573	-	493	-	-	3,080
4,975	-	843	-	110	4,242
6,065	-	1,631	-	2,002	6,436
11,609	-	1,854	-	1,971	11,726
19,610	-	4,526	-	2,477	17,561
65,565	-	19,050	-	(1,309)	45,206
-	2,542,231	2,478,699	-	2,131	65,663
<u>\$ 224,412</u>	<u>\$ 2,542,231</u>	<u>\$ 2,507,376</u>	<u>\$ -</u>	<u>\$ (10,104)</u>	<u>\$ 249,163</u>

RIVIERA INDEPENDENT SCHOOL DISTRICT
 SCHEDULE OF REVENUES, EXPENDITURES, AND CHANGES IN FUND BALANCE
 BUDGET AND ACTUAL - CHILD NUTRITION PROGRAM
 FOR THE YEAR ENDED AUGUST 31, 2017

Data Control Codes	Budgeted Amounts		Actual Amounts (GAAP BASIS)	Variance With Final Budget Positive or (Negative)	
	Original	Final			
REVENUES:					
5700	Total Local and Intermediate Sources	\$ 79,365	\$ 79,365	\$ 29,591	\$ (49,774)
5800	State Program Revenues	13,975	13,975	7,348	(6,627)
5900	Federal Program Revenues	162,585	162,585	155,820	(6,765)
5020	Total Revenues	255,925	255,925	192,759	(63,166)
EXPENDITURES:					
0035	Food Services	255,925	255,925	209,021	46,904
6030	Total Expenditures	255,925	255,925	209,021	46,904
1100	Excess (Deficiency) of Revenues Over (Under) Expenditures	-	-	(16,262)	(16,262)
OTHER FINANCING SOURCES (USES):					
7915	Transfers In	-	-	16,262	16,262
1200	Net Change in Fund Balances	-	-	-	-
0100	Fund Balance - September 1 (Beginning)	-	-	-	-
3000	Fund Balance - August 31 (Ending)	\$ -	\$ -	\$ -	\$ -

OVERALL COMPLIANCE AND INTERNAL CONTROLS SECTION

This page left intentionally blank.

Independent Auditor's Report

REPORT ON INTERNAL CONTROL OVER FINANCIAL REPORTING
AND ON COMPLIANCE AND OTHER MATTERS BASED ON AN AUDIT OF
FINANCIAL STATEMENTS PERFORMED IN ACCORDANCE WITH
GOVERNMENTAL AUDITING STANDARDS

Board of Trustees
Riviera Independent School District
203 Seahawk Drive
Riviera, Texas 78379

I have audited, in accordance with the auditing standards generally accepted in the United States of America and the standards applicable to financial audits contained in *Government Auditing Standards* issued by the Comptroller General of the United States, the financial statements of the governmental activities, the business-type activities, the aggregate discretely presented component units, each major fund, and the aggregate remaining fund information of Riviera Independent School District (the "District") as of and for the year ended August 31, 2017, and the related notes to the financial statements, which collectively comprise the District's basic financial statements, and have issued my report thereon dated January 16, 2018.

Internal Control Over Financial Reporting

In planning and performing my audit of the financial statements, I considered the District's internal control over financial reporting (internal control) to determine the audit procedures that are appropriate in the circumstances for the purpose of expressing my opinions on the financial statements, but not for the purpose of expressing an opinion on the effectiveness of the District's internal control. Accordingly, I do not express an opinion on the effectiveness of the District's internal control.

A *deficiency in internal control* exists when the design or operation of a control does not allow management or employees, in the normal course of performing their assigned functions, to prevent, or detect and correct, misstatements on a timely basis. A *material weakness* is a deficiency, or combination of deficiencies, in internal control, such that there is a reasonable possibility that a material misstatement of the entity's financial statements will not be prevented, or detected and corrected on a timely basis. A *significant deficiency* is a deficiency, or a combination of deficiencies, in internal control that is less severe than a material weakness, yet important enough to merit attention by those charged with governance.

My consideration of internal control was for the limited purpose described in the first paragraph of this section and was not designed to identify all deficiencies in internal control that might be material weaknesses or significant deficiencies. Given these limitations, during my audit I did not identify any deficiencies in internal control that I consider to be material weaknesses. However, material weaknesses may exist that have not been identified.

Compliance and Other Matters

As part of obtaining reasonable assurance about whether Riviera Independent School District's financial statements are free of material misstatement, I performed tests of its compliance with certain provisions of laws, regulations, contracts, and grant agreements, noncompliance with which could have a direct and material effect on the determination of financial statement amounts. However, providing an opinion on compliance with those provisions was not an objective of my audit and, accordingly, I do not express such an opinion. The results of my tests disclosed no instances of noncompliance or other matters that are required to be reported under *Government Auditing Standards*.

Purpose of this Report

The purpose of this report is solely to describe the scope of my testing of internal control and compliance and the results of that testing, and not to provide an opinion on the effectiveness of the District's internal control or on compliance. This report is an integral part of an audit performed in accordance with *Government Auditing Standards* in considering the District's internal control and compliance. Accordingly, this communication is not suitable for any other purpose.

Cameron L. Gulley
Certified Public Accountant

January 16, 2018

This page left intentionally blank.

RIVIERA INDEPENDENT SCHOOL DISTRICT
SUMMARY SCHEDULE OF PRIOR AUDIT FINDINGS
FOR THE YEAR ENDED AUGUST 31, 2017

Finding	Statement of Condition	Material Weakness?	Questioned Costs
2015-1	<p>State Compliance - Approved Budget Exceeded</p> <p>There were four functional categories that exceeded the District's final amended budget during the 2015-16 fiscal year.</p> <p><u>Status:</u></p> <p>The District exceeded two functional categories for the current year under audit. However, none of them were considered material to the financial statement reporting.</p>	No.	None.

This page left intentionally blank.

RIVIERA INDEPENDENT SCHOOL DISTRICT
SCHEDULE OF FINDINGS AND QUESTIONED COSTS
FOR THE YEAR ENDED AUGUST 31, 2017

I. Summary of Auditor's Results

A. Financial Statements

Type of auditor's report issued: Unmodified.

Internal control over financial reporting:

Material weakness(es) identified? No.

Significant deficiency(ies) identified that are not considered to be material weaknesses? None.

Noncompliance material to financial statements noted? No.

B. Federal Awards

Not applicable.

II. Findings Relating to the Financial Statements which are Required to be Reported in Accordance with Generally Accepted Government Auditing Standards

None.

III. Findings and Questioned Costs for Federal Awards

N/A.

RIVIERA INDEPENDENT SCHOOL DISTRICT
CORRECTIVE ACTION PLAN
FOR THE YEAR ENDED AUGUST 31, 2017

None required.